



# 2003 Sun Devil Baseball

ASU Media Relations  
(P) 480-965-6594  
(F) 480-965-5408  
Baseball Contact: Jeff Evans  
E-Mail: Jeff.Evans@asu.edu  
Website: www.TheSunDevils.com

2003 Record: 32-5, 1-2 Pac-10  
2003 Home Record: 21-4  
2003 Road/Neutral Record: 11-1  
Final 2002 Record: 37-21, 15-9 Pac-10  
ASU All-Time Record: 2,295-1,120-6  
Head Coach: Pat Murphy (337-168-1)

Weekly Release #12 • Arizona State at USC • Mar. 28-30, 2003

## 2003 Schedule and Results

(32-5, 1-2 Pac-10)

DATE	OPPONENT	RESULT/TIME
Jan. 16	Hawai'i-Hilo	W, 9-0
Jan. 17	Hawai'i-Hilo (DH)	W, 10-5; W, 14-2
Jan. 18	Hawai'i-Hilo	W, 18-3
Jan. 19	Hawai'i-Hilo (DH)	W, 16-0; W, 18-5
Jan. 24	San Diego State (#33) - (R)	W, 7-5
Jan. 25	San Diego State (#33) - (R)	W, 4-3
Jan. 26	San Diego State (#33) - (R)	W, 24-9
Jan. 31	at Long Beach State (#13)	L, 5-11
Feb. 1	at Long Beach State (#13)	W, 3-0
Feb. 2	at Long Beach State (#13)	W, 4-2
Feb. 6	BYU	W, 6-5
Feb. 7	BYU	W, 17-6
Feb. 8	BYU	W, 6-4
Feb. 14	Gonzaga^	W, 8-4
Feb. 15	Oklahoma State^	W, 7-3
Feb. 16	Oregon State^	W, 9-4
Feb. 17	Gonzaga	W, 17-5
Feb. 21	Dayton	W, 10-1
Feb. 22	Notre Dame (#11) - (AZ-TV)	W, 16-3
Feb. 23	Notre Dame (#11) - (R) (AZ-TV)	W, 14-8
Feb. 28	Penn State - (R)	W, 13-0
Mar. 1	Penn State	W, 12-1
Mar. 2	Penn State	W, 11-7
Mar. 6	Cal State Northridge#	W, 10-2
Mar. 7	Southern Utah#	W, 19-0
Mar. 8	Utah#	W, 6-4
Mar. 9	Cal State Northridge#	W, 12-2
Mar. 14	Oklahoma (#30) - (R)	L, 5-6
Mar. 15	Oklahoma (#30) - (R)	W, 10-3
Mar. 16	Oklahoma (#30) - (R)	W, 10-2
Mar. 18	Wichita State (#29) - (R)	W, 9-2
Mar. 19	Wichita State (#29) - (R)	L, 3-6
Mar. 22	Stanford* (#6) - (R) (AZ-TV)	W, 7-6 (11)
Mar. 23	Stanford* (#6) - (R) (AZ-TV)	L, 8-9 (10)
Mar. 24	Stanford* (#7) - (R)	L, 2-4
Mar. 28	at USC* - (R)	6 p.m.
Mar. 29	at USC* - (R)	1 p.m.
Mar. 30	at USC* - (R)	1 p.m.
Apr. 2	New Mexico - (R)	7 p.m.
Apr. 7	Grand Canyon - (R)	7 p.m.
Apr. 11	at California* - (R)	2 p.m.
Apr. 12	at California* - (R)	1 p.m.
Apr. 13	at California* - (R)	1 p.m.
Apr. 17	UCLA* - (R)	7 p.m.
Apr. 18	UCLA* - (R)	7 p.m.
Apr. 19	UCLA* - (R)	1 p.m.
Apr. 25	Washington State* - (R)	7 p.m.
Apr. 26	Washington State* - (R)	7 p.m.
Apr. 27	Washington State* - (R)	12 p.m.
Apr. 30	at Oklahoma	7 p.m.
May 6	UC Irvine - (R)	7 p.m.
May 12	at Oregon State* - (R)	5 p.m.
May 13	at Oregon State* - (R)	4 p.m.
May 14	at Oregon State* - (R)	4 p.m.
May 17	at Washington* (#24) - (R)	1 p.m.
May 18	at Washington* (#24) - (R)	1 p.m.
May 19	at Washington* (#24) - (R)	6:30 p.m.
May 23	Arizona* (#21) - (R)	7 p.m.
May 24	Arizona* (#21) - (R)	7 p.m.
May 25	Arizona* (#21) - (R)	7 p.m.
M. 30-J. 1	NCAA Regionals	TBA
Jun. 6-8	NCAA Super Regionals	TBA
Jun. 13-23	College World Series	Omaha, Neb.

\* Pacific-10 Conference game

^ Coca-Cola Spring Training Classic (Surprise, Ariz.)

# Bob Schaefer Memorial Classic (Packard Stadium)

## No. 2/3 Arizona State Sun Devils Take Back To the Road For Three-Game Pac-10 Series at Rival USC This Weekend.

Games 38-40



**Arizona State Sun Devils (32-5, 1-2)**

# 2 Sports Weekly/ESPN; #3 Baseball America; #4 Collegiate Baseball

**vs. USC Trojans (13-14, 1-2)**

Los Angeles, Calif. • Dedeaux Field (2,500) • Mar. 28-30, 2003

Road 10-12



### PROBABLE PITCHERS

**Mar. 28 at USC, 6 p.m. PST**  
USC - Bobby Paschal, LHP (2-3, 2.98 ERA)  
ASU - Beau Vaughan, RHP (5-1, 4.15 ERA)

**Mar. 29 at USC, 1 p.m. PST**  
USC - Brian Bannister, RHP (3-3, 4.34 ERA)  
ASU - Erik Averill, LHP (6-0, 2.20 ERA)

**Mar. 30 at USC, 1 p.m. PST**  
USC - TBA, LHP (Olson, Rummmonds or Dizard)  
ASU - Ben Thurmond, RHP (3-0, 3.28 ERA)

### ASU vs. USC

**All-Time Record vs. USC:** ..... USC Leads 84-82  
**Last Time vs. USC:** ..... May 17-19, 2002  
..... ASU wins 2-of-3 at Hohokam Park  
**Series Notes:** ..... ASU is 3-15 at Dedeaux since '95.  
..... ASU has now won series at USC since sweep in '93.

### NATIONAL RANKINGS

**Arizona State** (32-5) is ranked in all three national polls and is the No. 2 team in the nation by *Sports Weekly/ESPN* and ranked No. 3 in the recent *Baseball America* poll. The **Sun Devils** have now been ranked in the national polls for 67 consecutive polls. USC is currently not ranked in any of the three major polls, but opened the 2003 season ranked No. 3 by *Collegiate Baseball* and No. 6 by *Baseball America*.

### MEDIA EXPOSURE

All three games vs. USC will be broadcast live on the Sun Devil Sports Network on NBC 1190 AM. Tim Healey and Bob Eger to call all the action from the Dedeaux Field press box. All games during the 2003 season are also available via the GameTracker feature on www.TheSunDevils.com.

### THE STORYLINE

The Sun Devils (32-5) meet the USC Trojans (13-14) in a three-game series this weekend at Dedeaux Field in Los Angeles. ASU enters the series after going 4-4 in a stretch of eight games in 11 days against ranked opponents, while USC has dropped three straight. Both schools stand at 1-2 in conference play after ASU dropped a home series to Stanford and the Trojans lost two of three at Arizona. USC leads the all-time series 84-82, but ASU has not won a series at Dedeaux Field since sweeping in 1993. The Devils beat USC two of three last year at Hohokam Park, despite USC winning its second straight Pac-10 Championship. The rivalry pits two of the nation's traditional college baseball powers with USC owning 12 National Championships and ASU having won five national titles. USC was picked by the conference coaches to repeat as Pac-10 Champions.

### Quick Hits:

- After starting the season 28-1 (ASU's best start ever), the Devils are 4-4 in their last eight games (all vs. top 30 teams).
- Head Coach Pat Murphy recorded his 700th career victory with Sunday's 14-8 win over Notre Dame (2/23).
- ASU has scored 10 or more runs in 19 games this year, including a string of 12 of its last 19 games.
- The offense leads the Pac-10 in hitting at .348 with three players hitting over .400 and all but two regulars over .300.
- ASU has scored in a NCAA record 470 consecutive games dating back to April 7, 1995. The old NCAA record was 349.
- ASU's roster consists of 18 upper classmen (juniors and seniors) and 18 lower classmen (freshman and sophomores).
- ASU has outscored its opponent 379-142 this year with its biggest scoring inning coming with 60 runs in the fifth inning.
- The Devils have recorded 90 big innings (2 or more runs) this year, including 21 innings of five or more runs.
- The Jan. 16 season-opener was the second earliest start in ASU history and was the first collegiate game in 2003.
- ASU will play 40 of its 62 games in 2003 in the state of Arizona, including 37 at Packard Stadium.
- ASU went 1-2 last weekend vs. Stanford with the entire series being decided by two runs (STAN 19, ASU 17).
- ASU is averaging 10.24 runs, 12.24 hits, 4.19 extra base hits and 6.14 walks per game this year.
- The starting pitching staff is a combined 17-1 with a 2.92 ERA. Overall the pitching staff leads the league with a 3.31 ERA.
- ASU has won 25 of its last 28 games at Packard Stadium dating back to the end of the 2001 season. (809-232-1 overall)
- Sophomore SS Dustin Pedroia leads the Pac-10 in hitting at .432 with 67 hits, 23 doubles and 98 total bases.
- Pedroia has recorded a hit in 35 of ASU's 37 games and 46 of last 48 games dating back to end of 2002 season.
- Junior closer Ryan Schroyer is 4-1 with six saves and a 0.42 ERA in 16 games. He has struck out 26 in 21.1 IP.
- Jeff Larish already has 58 RBI (1.71 per game) and 45 walks (1.32 per game) this year. He had 9 RBI vs. SDSU (1/26).
- Senior 3B Dennis Wyrick is third in the Pac-10 in hitting at .418 and is 19-for-39 (.487) in his last 11 games.
- Wyrick is a career .384 (63-for-164) hitter in Pac-10 play, but has combined to go 0-for-15 vs. USC.
- ASU has 42 home runs by 12 different players this year. ASU had only 38 total home runs in 58 games in 2002.
- Of the 42 HR, eight are grand slams, with three by Jeff Larish (ties school record). ASU had only one GS all of last year.
- Freshmen Travis Buck and Ryan Bosch, both starters in the outfield, are rated among the top 50 freshman by Baseball America.



ARIZONA STATE UNIVERSITY

# Sun Devil Baseball 2003

## 2003 National Polls

### Baseball America (3/24)

1. Rice	24-1
2. Georgia Tech	20-2
3. Arizona State	32-5
4. CS Fullerton	21-5
5. Long Beach State	16-7
6. Florida State	25-4
7. Baylor	21-6
8. Stanford	16-8
9. Auburn	22-5
10. Richmond	18-2
11. Mississippi State	17-3
12. Texas	19-9
13. LSU	17-7
14. Clemson	16-3
15. Miami (Fla.)	19-4
16. Nebraska	14-6
17. NC State	21-5
18. Florida Atlantic	23-7
19. Tulane	19-6
20. Wake Forest	15-7
21. Arizona	21-8
22. Notre Dame	9-6
23. Alabama	18-5
24. Washington	16-7
25. South Alabama	17-7

### Sports Weekly/ESPN (3/24)

1. Rice	24-1
2. Arizona State	32-5
3. Georgia Tech	20-2
4. CS Fullerton	21-5
5. Florida State	25-4
6. Baylor	21-6
7. Stanford	15-8
8. Auburn	22-5
9. Long Beach State	16-7
10. Mississippi State	17-3-1
11. Texas	19-9
12. Richmond	18-2
13. Clemson	16-3
14. Miami (Fla.)	19-4
15. Florida	19-6-1
16. Alabama	18-5
17. South Carolina	16-8
18. LSU	16-7-1
19. Nebraska	14-6
20. Texas Tech	19-9
21. NC State	21-5
22. Wake Forest	15-7
23. Texas A&M	20-8
24. Arizona	21-8
25. Tulane	19-6

### Collegiate Baseball (3/24)

1. Rice	24-1
2. Georgia Tech	20-2
3. Florida State	25-4
4. Arizona State	32-5
5. CS Fullerton	21-5
6. Stanford	16-8
7. Long Beach State	16-7
8. Baylor	21-6
9. Mississippi State	17-3-1
10. Clemson	16-3
11. Richmond	18-2
12. LSU	16-7-1
13. Miami (Fla.)	19-4
14. Auburn	22-5
15. Texas	19-9
16. NC State	21-5
17. Arizona	21-8
18. Florida	19-6-1
19. Wake Forest	15-7
20. Alabama	18-5
21. South Carolina	16-8
22. Nebraska	14-6
23. North Carolina	16-7
24. Southern Mississippi	17-6
25. Texas Tech	19-9

### Consecutive Games Scoring Streak Reaches 470:

The Arizona State baseball program has now scored in an NCAA record 470 consecutive games dating back to the 1995 season. The Devils made history on April 7, 2001 when they scored at least one run in their 350th consecutive game. The Devils broke the 12-year-old NCAA record in a 5-1 loss to USC exactly six years to the day when they were last shut out. ASU was shut out 9-0 in that game on April 7, 1995 at Dedeaux Field. The one run scored in the 3-1 loss to Stanford (4/12/02) marked only the 12th time during the streak that ASU has scored only one run. Coastal Carolina previously held the NCAA record at 349 games set from 1983-1989. ASU also had a stretch of 278 games without being shut out from 1990 to 1994, meaning the program has only been shutout in three games dating back to the 1990 season. ASU is a combined 311-158-1 during the streak. Notable pitchers the Devils have faced during the streak include Jeremy Guthrie (Stanford), Barry Zito (USC), Kirk Saarloos (CS Fullerton), Jason Young (Stanford), Ben Diggins (Arizona), Adam Johnson (CS Fullerton), Ryan Drese (Cal), Jeff Weaver (Fresno State), Chad Hutchinson (Stanford), Abe Alvarez and Adam Pettyjohn (Fresno State).

### Arizona State's NCAA Record

# 470

Consecutive Games Scoring Streak

### Poll Mechanics:

After going 4-4 in the eight game stretch that spanned the last 11 days, Arizona State fell a couple of spots in the *Sports Weekly/ESPN* and *Collegiate Baseball* polls. ASU is now No. 2 in the ESPN coaches poll and No. 4 by *Collegiate Baseball*. Baseball America ranks ASU No. 3 in the nation. The Devils spent two weeks manning the top spot in two of the three national rankings, marking the first time being No. 1 since heading into the 1993 College World Series. ASU has been ranked for 67 consecutive national polls dating back to the start of the 2000 season. The Sun Devils entered the 2003 season ranked as high as No. 8 in the nation by *Baseball America* in the preseason collegiate polls. Arizona State also earned a preseason No. 9 ranking by *Sports Weekly/ESPN*, No. 10 by NCBWA and No. 12 ranking by *Collegiate Baseball*. The No. 8 preseason ranking is the highest by an ASU squad since opening the 2001 season as the consensus No. 6 team in the nation.

### On the Road Again:

After a 19-game home stand in which ASU went 15-4 and after playing the last 25 games in the state of Arizona, the Sun Devils take back to the road this weekend with a three-game series at USC. The Devils are 11-1 when playing away from Packard Stadium this year, going 3-0 in neutral site games in Surprise, Ariz., 2-1 at Long Beach State and 6-0 at Hawaii-Hilo. The Devils were 8-11 on the road in 2002.

### Last Year vs. USC:

ASU won its first series over the Trojans since 1998 last year by taking two of three games at Hohokam Park in Mesa. (5/17-5/18). The series win was the first since sweeping USC at Packard Stadium in 1998. ASU won games of 3-1 and 17-8, with a 9-5 loss sandwiched between the wins. Jered Liebeck was brilliant recording a career-high eight strikeouts in seven shutout innings to lead ASU to the series opening win. Departed senior Sergio Garcia led ASU at the plate going 7-for-12 (.583) with three RBI. Steve Garrabrants (.455) and Dustin Pedroia (.417) also had a good series at the plate.

## 2003 ARIZONA STATE BASEBALL PROJECTED STARTING LINEUP

Arizona State Sun Devils (32-5 Overall, 1-2 Pac-10)

Batting Order	No.	Name (B/T)	Pos	Ht	Wt	Yr	Notes/Key Stats
1	2	Dustin Pedroia (R/R)	SS	5-8	175	So.	.432/42 R/67 H/23 2B/1 3B/2 HR/27 RBI
2	4	Travis Buck (L/R)	RF	6-2	190	Fr.	.365/34 R/46 H/8 2B/3 3B/2 HR/26 RBI
3	11	Jeff Larish (L/R)	1B	6-2	180	So.	.381/45 R/43 H/8 2B/2 3B/11 HR/58 RBI
4	8	Jeremy West (R/R)	DH	6-1	200	Jr.	.310/40 R/31 H/4 2B/9 HR/33 RBI
or	30	Mike Guerrero (R/R)	DH	6-2	200	Jr.	.404/15 R/21 H/11 2B/2 3B/1 HR/18 RBI
5	14	Andre Ethier (L/L)	CF	6-3	190	Jr.	.336/38 R/44 H/7 2B/1 3B/2 HR/31 RBI
6	9	Steve Garrabrants (R/R)	2B	5-10	173	Jr.	.339/30 R/40 H/13 2B/2 3B/5 HR/39 RBI/14 SB
7	5	Dennis Wyrick (R/R)	3B	6-1	215	Sr.	.418/22 R/33 H/5 2B/1 3B/1 HR/18 RBI
or	32	Frank Mesa (L/R)	3B	6-0	180	So.	.370/25 R/27 H/4 2B/1 HR/14 RBI
8	10	Rod Allen	LF	6-2	205	Jr.	.295/24 R/28 H/3 2B/1 3B/4 HR/31 RBI
or	31	Ryan Bosch (S/R)	CF	6-0	185	Fr.	.218/20 R/17 H/2 2B/2 HR/18 RBI
9	39	Tuffy Gosewisch (R/R)	C	5-10	185	So.	.333/15 R/20 H/3 2B/17 RBI
or	19	Joel Bocchi (R/R)	C	5-11	190	So.	.358/13 R/24 H/7 2B/2 HR/20 RBI

### Probable Pitching Rotation:

Day	No.	Name	Pos	Ht	Wt	Yr	Notes/Key Stats
3/28	26	Beau Vaughan	RHP	6-4	228	Sr.	5-1, 4.15 ERA, 15 G, 2 GS, 56 K's, 43.1 IP
3/29	45	Erik Averill	LHP	6-2	180	Fr.	6-0, 2.20 ERA, 10 G, 8 GS, 35 K's, 45.0 IP
3/30	40	Ben Thurmond	RHP	6-0	190	Sr.	3-0, 3.28 ERA, 10 G, 6 GS, 34 K's, 35.2 IP
Rel	15	Robbie McClellan	RHP	6-1	175	Sr.	4-0, 4.28 ERA, 14 G, 2 GS, 30 K's, 27.1 IP
Rel	41	Mark Sopko	RHP	5-11	190	So.	3-2, 2.75 ERA, 15 G, 6 GS, 33 K's, 39.1 IP
Rel	47	Jered Liebeck	RHP	6-1	200	Sr.	6-0, 2.90 ERA, 10 GS, 31 K's, 49.2 IP
Rel	12	Ryan Schroyer	RHP	6-1	205	Jr.	34-1, 6 S, 0.42 ERA, 16 G, 26 K's, 21.1 IP

\*Rotation/Starting Lineup Subject to Change



# Sun Devil Baseball 2003

## Scouting USC:

USC enters the three-game Pac-10 series with the Sun Devils with a 13-14 record and have lost three straight games. The Trojans are coming off a 1-2 series loss at Arizona last weekend and a midweek 11-9 loss to Fresno State. Winners of the last two Pac-10 championships and picked to win the league title once again this year by Pac-10 coaches, USC entered the season ranked as high as No. 3 in the country in the preseason polls. USC has played a tough schedule with 14 games against ranked opponents, going 6-8 in those games. Freshman catcher Jeff Clement leads the Pac-10 with 14 home runs and heads into the weekend series as the Pac-10 Player of the Week after slugging four homers last week. Sophomore Joey Metropoulos and Travis McAndrews are tied for the team lead in batting at .330, with Metropoulos, the 2002 Pac-10 Freshman of the Year, second on the team with seven home runs. USC is hitting .279 on the year and second in the Pac-10 with 41 home runs. The pitching staff has a 5.54 ERA, led by the three wins from Paradise Valley native Brett Bannister.

## Last Time vs. USC at Dedeaux Field:

With the three game series this weekend, ASU has now played three times at Dedeaux in last four years. ASU lost two of three in 2001, dropping the Friday and Saturday games by scores of 11-2 and 5-1. The Devils rebounded by winning the series finale 11-1. The series, played 4/6-4/8, also marked the record breaking 350th straight game in which ASU scored at least one run. The consecutive games scoring streak now stands at 470 games. Current Chicago Cubs starting pitcher Mark Prior pitched the Trojans to the series opening win by limited the Devils to one run and seven hits in eight strong innings. Rod Allen had a good series in his return to Southern California (grew up in Culver City), hitting .600 (6x10) with a double and three runs scored.

## Get That Monkey Off Our Back:

Arizona State is a combined 3-15 at Dedeaux Field since 1995 and last won a series against USC on the road when the 1993 squad swept the three-game series. In addition, senior third baseman Dennis Wyrick, a native of Southern Calif., has combined to go 0-for-15 in five career games against the Trojans.

## Arizona State Career Stats vs. USC:

Player	Avg.	G	AB	R	H	RBI	2B	3B	HR	SB
Allen	.476	6	21	7	10	2	2	0	0	1
Cadena	.308	3	13	3	4	6	0	0	2	0
Garrabrants	.333	6	18	5	6	1	2	0	0	0
Kartler	.250	3	8	1	2	2	2	0	0	0
Larish	.167	3	12	1	2	2	0	0	0	0
McKenna	.250	2	4	0	1	1	0	0	0	0
Pedroia	.417	3	12	3	5	2	0	0	0	0
Walsh	.000	3	4	3	0	0	0	0	0	0
West	.375	5	16	4	6	4	1	1	1	0
Wyrick	.000	5	15	1	0	0	0	0	0	0

Player	ERA	W-L	SV	G	IP	H	R	ER	BB	SO
Arguello	1.80	1-0	0	1	5.0	4	2	1	0	3
Kartler	23.63	0-1	0	3	2.2	6	7	7	5	1
Klusman	0.00	0-0	0	1	0.2	0	0	0	0	1
Liebeck	2.70	1-1	0	2	10.0	12	4	3	2	11
McClellan	1.50	0-0	0	1	6.0	3	2	1	4	5
Perrault	18.00	0-0	0	1	1.0	2	2	2	1	0
Schroyer	14.54	0-1	1	2	4.1	7	7	7	2	3
Sopko	27.00	0-1	0	1	1.0	1	3	3	1	2

## Home Run Notes:

Through 37 games of the 2003 season the Sun Devils have already surpassed their entire season total from 2002 with 42 home runs. ASU has hit 30 of those home runs at Packard Stadium and 12 in its 12 road or neutral site games. Of the 25 games played at Packard Stadium the Devils have hit at least one home run in 16 games. A total of 12 different players have hit at least one home run (Mike Guerrero added to list vs. Penn State) and seven players have two or more home runs. Sophomore Jeff Larish leads the way with 11 round-trippers, including three grand slams. The Devils have homered in 23 of their 37 games, including 13 multi-home run games. The Devils also have eight grand slams on the season with Larish (3), Steve Garrabrants (2), Jeremy West and freshmen Ryan Bosch and Travis Buck all leaving the yard with the bases loaded. ASU had only one grand slam in 2002 and four in 2001. ASU's home run breakdown includes nine solo shots, 15 two-run homers, 10 three-run home runs and eight grand slams.

## Pedroia On Fire at the Plate and in the Field:

Sophomore shortstop Dustin Pedroia (Woodland, Calif.) has been the spark plug to ASU's early season success and an integral part to ASU's 32-5 record. ASU's only player to play and start in all 37 games, Pedroia leads the Pac-10 in hitting at .432 (67x155) with 23 doubles and 27 RBI. He has also recorded 24 multi-hit games to pace the ASU offense and has ignited several ASU scoring rallies as is evident by his .529 (36x68) average as a leadoff hitter (inning and game). In a rare performance, Pedroia went 0-for-5 with two strikeouts in ASU's 4-2 win over LBSU (2/2) to have his career-long 22-game hitting streak come to a halt. The streak, which spanned 11 games each at the end of 2002 and 11 games to begin 2003, fell just two games off the top six in ASU Baseball history. It is the longest streak since current Houston Astros prospect Brooks Conrad had a 21-game streak in 2000. During the streak Pedroia combined to hit .390 (41x105). He also recently had another 17-game hitting streak come to an end. Pedroia now has a hit in 46 of his last 48 games, including hits in all but two games this year (35 of 37). In his two years as a Sun Devil he already has 149 hits, 35 of which are doubles, and has never missed a start in 95 consecutive games. In the field Pedroia has also been the rock to ASU's solid .970 team fielding percentage. The slick fielding shortstop has committed only six errors in 169 total chances for a .964 fielding percentage. Pedroia went 6-for-14 (.429) with two doubles last weekend vs. Stanford and is currently riding a seven-game hitting streak (.464, 13-for-28).

## ASU HEAD COACH

## Pat Murphy



Since inheriting the Sun Devil program in August of 1994, Arizona State Baseball Head Coach Pat Murphy has carefully nurtured the tradition of excellence in Tempe, at the same time establishing himself as one of the top collegiate head coaches in the nation. He has guided Arizona State to top-12 national rankings in three of the past five years, including an appearance in the 1998 College World Series national championship game. Murphy is 338-169-1 in his ninth season in Tempe and posts an all-time 24-18 record in NCAA Tournament action. With a career 711-340-4 record in 19 seasons as a head coach, Murphy is the winningest active baseball coach under the age of 45 at any collegiate level. Murphy recorded his 600th career Division 1 victory in 2002 and recorded his 700th career coaching victory (all levels) with a 14-8 come-from-behind win over No. 11 Notre Dame (2/23). ASU has been in 67 straight national polls under Murphy.

## Month by Month at ASU:

January .....	40-4
February .....	88-32
March .....	86-58-1
April .....	77-46
May .....	45-27
June .....	2-3

## Pat Murphy at ASU

Record at ASU .....	338-169-1
Pac-10 .....	120-98
Non-Conference .....	218-71-1
NCAA Tournament .....	15-10

Opening Day Record .....	7-1
Earliest Start .....	Jan. 15, 1999 (Utah)
Latest Start .....	Feb. 2, 1996 (LMU)

## Pat Murphy Year-by-Year

Career Record: 711-340-4/18th season  
Division I Record: 656-285-2  
Arizona State Record: 338-169-1/9th season

Year	School	Overall
2003	Arizona State	32-5
2002	Arizona State	37-21
2001	Arizona State	37-20-1
2000	Arizona State	44-15
1999	Arizona State	39-21
1998	Arizona State	41-23
1997	Arizona State	39-22
1996	Arizona State	35-21
1995	Arizona State	34-21
1994	Notre Dame	46-16
1993	Notre Dame	46-16
1992	Notre Dame	48-15
1991	Notre Dame	45-16
1990	Notre Dame	46-12
1989	Notre Dame	48-19-1
1988	Notre Dame	39-22
1987	Claremont-Mudd Scripps	21-18-1
1986	Claremont-Mudd Scripps	24-16
1983	Maryville (Tenn.)	10-21-1



# Sun Devil Baseball 2003

## Sun Devil Player Updates

### Rod Allen, OF

10

#### SEASON/CAREER HIGHLIGHTS:

- Ranks first in Pac-10 with five sacrifice flies.
- Has four home runs this year and 16 in his career.
- Hitting .395 overall with 31 RBI. Hitting .343 in last 11 games (12x35).
- Season best 3-for-5 with two RBI vs. Oklahoma (3/15).
- Has started 24 games, with 9 coming in CF and 13 in LF.
- 2003 third-team preseason All-American (Baseball America)
- Played for Orleans Cardinals in Cape Cod League in summer of 2003.
- Rated as the No. 46 prospect for the college class of 2003 (Baseball America)
- Freshman All-American in 2001 when he hit .389 with six home runs.
- A career .322 hitter with 16 home runs and 134 RBI (48 multi-hit games).
- A career .300 (51x170) hitter in Pac-10 play and .476 (10x21) vs. USC.

### Carlos Arguello, LHP

48

#### SEASON/CAREER HIGHLIGHTS:

- Overall is 0-0 with 5.06 ERA and 11 strikeouts in 10.2 IP this year.
- Has not allowed an ER in last seven outings (8.0 IP) to lower ERA from 20.25 to current mark of 5.06.
- Was 5-1 with a 2.01 ERA in his first year with ASU in 2002.
- Crafty lefty who throws arsenal of off-speed pitches.
- Best game as a Sun Devil was a seven-strikeout, complete-game shutout win over San Diego in 2002 NCAA Regional.

### Erik Averill, LHP

45

#### SEASON/CAREER HIGHLIGHTS:

- Threw a one-hit gem over 7.1 innings in his ASU debut vs. UHH (1/18) to pick up his first collegiate win. Struck out seven and had his bid for ASU's first no-hitter since 1993 erased with one out in the eighth.
- Had a stretch of 18.2 consecutive innings without giving up an earned run to open the season.
- For the season is 6-0 with a 1.20 ERA in 45.0 IP (eight starts, two relief).
- Pac-10 and National Freshman of the Year candidate.
- Ranks third in Pac-10 with 2.20 ERA and tied for first with six wins.
- One of three freshman left-handed pitchers on the team.
- Brother (Brandon) is a reserve third baseman for UCLA.
- Native of Orange, Calif., and attended Villa Park HS.

### Chris Beatty, LHP

55

#### SEASON/CAREER HIGHLIGHTS:

- 0-1 with 7.11 ERA in eight games and one start (6.1 IP).
- Threw two scoreless innings (1 H) vs. Gonzaga (2/17).
- One of three freshman left-handers on 2003 roster (Averill, Bordes)
- Attended Kokomo HS in Kokomo, Ind.

### Joel Bocchi, C

19

#### SEASON/CAREER HIGHLIGHTS:

- Hitting .358 (24-for-67) with two home runs, seven doubles and 20 RBI.
- Only one hit in last 13 at-bats with 0 RBI and four errors in the field.
- Had two big hits (3-Run HR, 3-Run 2B) in wins vs. BYU.
- Hit first career home run in season opener to spark ASU to 9-0 win.
- Has started 21 of ASU's 37 games behind the plate.
- Father, Don, is an Associate Athletics Director at ASU.
- Played high school baseball with teammate Rod Allen at Desert Vista.

### Brett Bordes, LHP

49

#### SEASON/CAREER HIGHLIGHTS:

- Has pitched in 14 games with a 3.38 ERA in 16.0 IP (17 K's).
- Has given up three of six earned runs on the year in last four outings.
- Had three strikeouts in 1.1 IP vs. BYU (2/8).
- Allowed one hit in 2.1 IP with three K's vs. Notre Dame (2/22).
- Has allowed only seven of his 17 inherited runners to score.
- Prepped at Mesa's Dobson High School where he was All-State.

### Ryan Bosch, OF/RHP

31

#### SEASON/CAREER HIGHLIGHTS:

- A two-way player who has seen action in in 31 games as an outfielder and one game as a pitcher. Has started 20 games in CF.
- Has hits in 14 of 27 games with at least one official plate appearance.
- Debuted as a switch-hitter in PSU series and went 4-for-10 (.400) w/ HR.
- First career hit was a grand slam home run vs. UHH (1/18).
- Hitting .218 (17x78) with 18 RBI and two home runs.
- Is 0-0 with a 0.00 ERA in 0.2 innings pitched on the mound.
- Native of Livermore, Calif. (Northern CA) and attended Granada HS.
- No. 41 on *Baseball America's* Fab 50 top Freshman list.

### Travis Buck, OF

4

#### SEASON/CAREER HIGHLIGHTS:

- Hitting .365 (46x126) with eight doubles, three triples and two home runs.
- Went 5-for-5 with 7 RBI and hit for the cycle in ASU's 19-0 win over Southern Utah (3/7). Capped the cycle by blasting a grand slam HR in the bottom of the sixth inning. ASU's seventh player to hit for the cycle and believed to be first freshman in Pac-10 history to hit for cycle.
- Has started 35 of 37 games this year (25 LF, 9 RF, 1 DH).
- Has recorded at least one hit in 28 of his 35 games played.
- Opened the season with a seven-game hitting streak (.524, 11x21).
- Rated No. 25 on *Baseball America's* Fab 50 Freshman List.
- A 23rd round draft choice of the Seattle Mariners in the 2002 MLB Draft.
- Attended Richland High School (Bombers) in Richland, Wash.
- Named all-state in basketball and baseball during prep career.

### Nick Cadena, OF/INF/C

16

#### SEASON/CAREER HIGHLIGHTS:

- Hitting .429 in 2003 (3x7) with two runs scored and one double.
- Sprained his ankle in BP during LBSU series and is a possible redshirt.
- Hit six home runs as a freshman in 2002 to rank tied for fifth in ASU freshman record book. Finished year hitting .239 with 28 RBI.
- Broke high school records (Apollo HS) of former Sun Devils Bob Horner and Paul Lo Duca during prep career.
- Drafted in 42nd round of 2001 draft by Kansas City Royals.

### Andre Ethier, RF

14

#### SEASON/CAREER HIGHLIGHTS:

- Hitting .336 with 44 hits and 38 runs scored while starting 36 games.
- Tied for sixth in Pac-10 with 31 RBI and fourth with 44 hits.
- Has made 28 starts in right field and eight in center field.
- Has at least one hit in 29 of 36 games and has 11 multi-hit contests.
- Hit dramatic three-run home run with two outs in bottom of ninth inning vs. Stanford to tie the game and complete ASU's seven-run comeback in final two innings.
- Had big bases loaded double for 3 RBI vs. Notre Dame (2/23) in 1st Inn.
- Started the season going just 2-for-11 (.182), but turned it around by recording seven consecutive hits (8th most in ASU history) in UHH series.
- Tied a career high for hits going 4-for-4 vs. UHH (1/19).
- Third-team preseason All-American by NCBWA.
- A career .351 hitter with six home runs, 81 RBI and 30 multi-hit games.
- Hit .363 with 50 RBI to earn Pac-10 first team honors in 2002.
- Career .416 (32x77) hitter in Pac-10 play, but did not play vs. USC last year.
- Drafted in 37th round of 2001 draft by Oakland Athletics.
- Rated as the No. 44 prospect in the college class of 2003 (Baseball America).
- Attended St. Mary's High School and Chandler-Gilbert CC.
- Named No. 4 prospect in Northwoods League after playing in the summer of 2002 with the Rochester Honkers. Earned Rawlings Silver Glove Award.






# Sun Devil Baseball 2003

## Sun Devil Player Updates

### Steve Garrabrants, 2B

9

#### SEASON/CAREER HIGHLIGHTS:

- Hitting .339 (40x118) with five home runs, 13 doubles and 39 RBI.
- Earned MVP of Schaefer Classic going 8-for-13 (.615) with five doubles.
- Ranks second in Pac-10 with 39 RBI and 7th with 72 total bases.
- Had game winning RBI double in eighth inning vs. Utah (3/8).
- Leads the Pac-10 with 14 stolen bases and has 46 in his career.
- Has two grand slam home runs (one off tying school record of 3 in 1977).
- Has recorded 12 multi-hit games this year and 49 in his career.
- A career .328 hitter with 33 doubles, 14 triples and 46 stolen bases.
- Hitting .297 for his career in Pac-10 play and .333 vs. USC (6x18).
- Played for Orleans Cardinals in Cape Cod League in summer of 2002.
- Hit .337 in 2002 with two home runs and 33 RBI (16 SB).

### Tuffy Gosewisch, C

39

#### SEASON/CAREER HIGHLIGHTS:

- Hitting .333 (20x60) with 15 runs and 17 RBI in 28 games (16 starts).
- Was 2-for-4 with two RBI and double in win over Utah (3/8).
- Opened the season on a tear going 6-for-10 (.600) with three multi-hit games in season-opening series at UHH.
- Did not have a multi-hit game in entire freshman season while hitting .128.
- Already has more hits (20) and more RBI (17) than he did in 30 games played during freshman season in 2002.
- Brother Chip played for the Sun Devils from 1996-99.
- Attended Horizon High School in Scottsdale, Ariz.

### Mike Guerrero, 1B/OF

30

#### SEASON/CAREER HIGHLIGHTS:

- Hitting .404 with 21 hits (11 2B), 15 runs scored and 18 RBI in 26 games.
- Has made five of his eight starts this year in last 11 days.
- Hit first career home run with three-run HR vs. Penn State (2/28).
- Over half of his 21 hits are doubles (11). Hit three vs. Oklahoma (3/15).
- Hit .800 (8x10) in first action as a Sun Devil in series at UHH.
- Transfer from South Mountain CC who redshirted in 2002.

### Bryce Kartler, LHP/DH

27

#### SEASON/CAREER HIGHLIGHTS:

- Struck out four and did not allow a hit in two-inning start at UHH (1/19).
- Overall is 0-0 with a 9.00 ERA in 10.0 IP this year.
- Has a 1.23 ERA giving up only 1 ER in last seven appearances (7.1 IP).
- Has also seen action as a DH going 0-for-9 with two runs scored this year.
- Owns a career 4-5 record and 5.98 ERA in 62 career appearances on the mound.

### Jeff Larish, 1B/3B

11

#### SEASON/CAREER HIGHLIGHTS:

- Golden Spikes and National College Player of the Year Candidate.
- Has struggled lately going 2-for-16 (.125) since coming back from a back injury last week. Was only 1-for-13 (.077) vs. Stanford with 0 RBI.
- Leads Pac-10 with 58 RBI (1.71 per game) and second with 11 HR.
- Hitting .381 with eight 2B, two 3B, 11 HR, 58 RBI and 45 runs scored.
- Leads Pac-10 with 45 walks (1.32 per game) and a .549 OB%.
- Tied the single-season record for grand slams with third vs. PSU (2/28).
- Is 10-for-14 (.714) with the bases loaded with three grand slams.
- Has recorded 13 multi-hit and 11 multi-RBI games this year.
- Started the season with a nine-game hitting streak (.517, 15x29, 5 HR).
- Was 3-for-4 with two home runs and nine RBI vs. SDSU (1/26). His nine RBI tied the 13-year-old school record set by Tommy Adams in 1990.
- In ASU's first 15 games he had more RBI than he had all of last year (24).
- A career .353 batter with 85 hits, 12 doubles and 14 home runs.
- Put on 15 pounds during offseason and has unlimited power potential.
- Hit .328 with three home runs and 24 RBI as a freshman in 2002.
- Drafted in 32nd round of 2001 draft by Chicago Cubs.

### Matt Leaf, RHP

22

#### SEASON/CAREER HIGHLIGHTS:

- Redshirt freshman who had Tommy John surgery in Oct. 2001.
- Saw first action as a Sun Devil in start vs. Hawaii-Hilo (1/18).
- Is 0-0 with 3.00 ERA in 6.0 IP this year (5 H, 2 R, 2 ER, 3 BB, 4 K's)

### Jered Liebeck, RHP

47

#### SEASON/CAREER HIGHLIGHTS:

- 6-0 with 2.90 ERA and 31 K's in team-high 49.2 IP this year.
- Third in Pac-10 in IP (49.2) and fifth in ERA (2.90)
- Threw a CG three-hit shutout with 2 K's vs. LBSU (2/1).
- Named Collegiate Baseball and NCBWA National Pitcher of the Week and Pac-10 Pitcher of the Week (2/4) after three-hit shutout vs. LBSU.
- Owns a career 11-4 record and 4.32 ERA in 41 games (25 starts).
- In Pac-10 play owns a 3-1 career record including 1-1, 2.70 ERA vs. USC.
- Named 2002 Pac-10 Honorable Mention after going 2-1.
- Drafted in the 45th round of 1999 MLB draft by Arizona Diamondbacks.

### Javy Lopez, RHP

3

#### SEASON/CAREER HIGHLIGHTS:

- Has seen action in 10 games with a 1-0 record and 3.09 ERA in 11.2 IP.
- Currently suspended from game competition for breaking team rules.
- Junior transfer from El Paso Community College.

### Robbie McClellan, RHP

15

#### SEASON/CAREER HIGHLIGHTS:

- Has 4-0 record with 4.28 ERA in 14 appearances (27.1 IP) in 2003.
- Struck out five and gave up one run in first start of season (PSU; 3/1).
- Owns a career 11-6 record with 121 K's in 124.1 IP as a Sun Devil.
- Finished fourth in the Pac-10 in 2002 with 91 K's in 104.1 IP.
- Transferred from Seward County CC in Liberal, Kan.
- 2001 NBC Summer All-American with Liberal Beejays.
- Collects baseball cards and wears #15 for his idol Tim Hudson.

### Frank Mesa, INF

32

#### SEASON/CAREER HIGHLIGHTS:

- Hitting .370 (27x73) with four doubles, one home run and 14 RBI.
- Hitless in last seven at-bats heading into first Pac-10 road series.
- Went 4-for-6 with three RBI and two-run HR in 17-6 win over BYU (2/7).
- Currently sixth in the Pac-10 with .484 on-base percentage.
- Hit .406 with 16 doubles, 6 triples and 9 HR at Arizona Western in 2002.

### Dustin Pedroia, SS

2

#### SEASON/CAREER HIGHLIGHTS:

- Leads the Pac-10 in hitting at .432 (67x155) with 23 doubles.
- Current seven-game hitting streak (.464, 13-for-28).
- Tied career high with 4-for-6 game against Notre Dame (2/23).
- Has made only six errors in 169 total chances this year (.964%).
- Recently had 17-game hitting streak snapped (.472, 34-for-72, 10 2B, 13 RBI).
- Named tournament MVP in Coca-Cola Classic going 5-for-12 (.417).
- Already has 24 multi-hit games this year, including 13 in last 18 games.
- Had his 22-game hitting streak snapped vs. LBSU (2/2). The streak spanned over the last 11 games of 2002 and first 11 of 2003. He was 41-for-105 (.390) during the streak.
- Has a hit in 35 of ASU's 37 games and 46 of 48 games dating back to 2002.
- Set ASU freshman school record for hits in 2002 with 82.
- Named Freshman All-American and First-Team All-Pac-10 in 2002.
- A career .381 hitter with 36 2B, 3 3B and 3 HR (51 multi-hit games).
- Hitting .387 in Pac-10 play for career (.46x119) and .417 (5x12) vs. USC.
- Has made every start of his Sun Devil career (95 consecutive games).
- Recorded his 100th career hit vs. Long Beach State (1/31).
- Starting shortstop for USA Baseball National Team in 2002 Summer.
- Uncle is current University of Washington Defensive Coordinator Phil Snow.
- Hails from Woodland, Calif., and is a huge Sacramento Kings fan.
- No. 36 prospect for college class of 2004 by *Baseball America*.
- Favorite baseball player is former Sun Devil and Sacramento native Fernando Vina.



# Sun Devil Baseball 2003

## Sun Devil Player Updates

### Ryan Schroyer, RHP

12

#### SEASON/CAREER HIGHLIGHTS:

- Is 4-1 with six saves and 0.42 ERA in 21.1 IP this year (26 K's).
- Earned win over Stanford (3/22) with 3.0 IP giving up only one hit.
- Named Pac-10 Pitcher of the Week (2/25) after 4.0 scoreless IP vs. ND.
- Earned fourth save with three scoreless innings vs. ND (2/23).
- Moved into 5th place in ASU career record books with 14th career save with three K's in 1.0 IP vs. Utah (3/8).
- Including summer season in Alaskan League, Schroyer is 5-1 with 13 saves and a 0.23 ERA in last 39.1 innings pitched. (56 K's)
- Named 2nd team preseason All-American by NCBWA and third-team by Collegiate Baseball.
- Is 10-4 with 14 saves and a 3.26 ERA and 130 K's in 110.1 career IP.
- Is 7-1 with a 1.19 ERA (76 K's) in 60.2 IP as a reliever in last two years.
- Second the Pac-10 with 8 saves and led the league with 2.37 ERA in 2002.
- Invited to 2002 USA Baseball National Team Trials.
- Named second-team Summer All-American with Alaska Goldpanners. He had six saves and 0.00 ERA leading team to NBC World Series title.
- Named No. 3 prospect in Alaskan League by Baseball America.
- Member of USA Junior National Team in high school (CDO in Tucson).
- Ranked as No. 23 prospect in college class of 2003 by Baseball America.
- Drafted in 16th round in 2000 MLB draft by Detroit Tigers.

### Mark Sopko, RHP

41

#### SEASON/CAREER HIGHLIGHTS:

- Is 3-2 with a 2.75 ERA in 39.1 IP (33 K's).
- Pitched in six of ASU's last eight games (9.1 IP, 5 ER, 4.82 ERA)
- Has made 15 pitching appearances with six starts.
- Is 2-0 with a 1.23 ERA as a starter and 1-2 with 4.67 ERA as reliever.
- ASU's opening day starter vs. UHH (1/16).
- Has not given up an earned run in four of his six starts.
- Threw 7.0 scoreless innings with career-high five K's in win over Gonzaga in the first game of Coca-Cola Classic. Named to all-tourney team.
- Was 2-2 with one save and 5.56 ERA during redshirt freshman year of 2002.
- Named No. 9 prospect in Northwoods League with Madison Mallards.
- Had stellar prep career in baseball and football at Joliet (Ill.) Catholic.

### Ben Thurmond, RHP

40

#### SEASON/CAREER HIGHLIGHTS:

- Senior transfer who is 3-0 with 3.38 ERA and 34 K's in 35.2 IP.
- Has four or more strikeouts in four of six starts this year.
- Coming off strong 6.1 IP start with 5 K's vs. Stanford (3/24).
- Struck out season high eight batters vs. Utah (3/8).
- Picked up win with two perfect innings vs. BYU (2/7).
- Played 2000-2002 at Winthrop College in South Carolina.
- All-American in 2001 after going 14-3 with 2.88 ERA and 148 K's.
- Played for Team USA in summer of 2001 with ASU's Mike Esposito.
- Drafted in the 24th round of the 2002 MLB draft by the Chicago Cubs.

### Beau Vaughan, RHP

26

#### SEASON/CAREER HIGHLIGHTS:

- Overall 5-1 with 4.15 ERA and tied for Pac-10 lead with 56 K's.
- Is 2-0 with a 1.69 ERA and 14 K's in 10.2 IP as a starter (2 games).
- 3-1 with a 4.96 ERA as a reliever (13 games).
- Pitched four scoreless vs. Wichita State (3/18) with 7 K's for win.
- Gave up one hit in 4.1 scoreless IP (5 K's) in win over Utah (3/8).
- Picked up win in first start with 8 K's in 5.0 IP vs. Oklahoma State (2/15).
- Picked up win vs. UHH (1/17) with 9 K's in 4.2 innings of relief.
- During game vs. UHH struck out eight straight for second most in ASU history.
- Senior transfer from New Orleans. Played JC baseball at South Mountain CC and Phoenix College. Prepped at Glendale's Mountain Ridge HS.
- Drafted in the 39th round of the 1999 MLB draft by the Minnesota Twins.
- Full named is William Lee Vaughan III.

### Nick Walsh, 2B/DH

20

#### SEASON/CAREER HIGHLIGHTS:

- Was 3-for-3 with sacrifice bunt off the bench in series vs. SDSU (1/24-26).
- Recorded four walks and scored three runs in series vs. BYU.
- Broke an 0-for-10 slump with bunt single vs. Penn State (3/2).
- Prototypical Pat Murphy type player who hustles and is scrappy.
- Junior who is hitting .250 (9x36) with five RBI in 2003 (.413 OB%).
- Has hits in five of last 10 games (5-for-12; .417).
- Is a career .246 hitter with a .453 on-base percentage.
- Spent two summers in the Northwoods League and one in Ohio.
- Spent prep career at football powerhouse De la Salle in Calif.
- Brother Patrick played college football at San Jose State and Texas.

### Jeremy West, DH/C

8

#### SEASON/CAREER HIGHLIGHTS:

- Hitting .310 (31x100) with nine home runs and 33 RBI.
- Raised average from .216 to .308 by going 20-for-49 in last 17 games.
- Earned third career Pac-10 Player of the Week honors (3/25) after going 5-for-9 with three home runs and 10 RBI. Hit third Pac-10 POW honor.
- Went 3-for-4 with four runs scored and two home runs vs. ND (2/22).
- ASU's active career leader with 28 home runs.
- Named first-team All-Pac-10 in 2002 after leading league with 70 RBI and belting team-high 13 home runs.
- A career .330 hitter (148x448) with .621 slugging percentage.
- His .624 slugging percentage is currently 9th best in ASU history.
- Three-time Pac-10 Player of the Week.
- Third-team preseason All-American selection by *Collegiate Baseball*.
- His eight RBI vs. Portland last year are the second most in single-game history.
- Named No. 89 prospect for 2003 college class by *Baseball America*.

### Dennis Wyrick, 3B

5

#### SEASON/CAREER HIGHLIGHTS:

- Ranked second on team and third in Pac-10 in hitting at .418 (33x79).
- Over last 11 games is hitting .487 (19-for-39) with four doubles.
- Scored winning run in 6-4 win over Utah after bunt single with two outs.
- Plated winning run in 11th inning with bases loaded single vs. Stanford. (3/22).
- Hot at the plate going 6-for-8 (.750) in Bob Schaefer Memorial Classic.
- Was 3-for-3 vs. SDSU and 3-for-7 vs. LBSU.
- His three-run home run vs. UHH (1/17) was his first career home run coming in his 413th career at-bat.
- A career .384 hitter in Pac-10 play (63-for-164) with seven 2B.
- Is 0-for-15 in his career vs. USC.
- A career .348 hitter with 169 hits and 50 multi-hit games in 160 games.
- Was ASU's starting SS as a freshman in 2000 and has moved to 3B.
- Was a top high school football defensive back who was highly recruited.
- Attended Bishop Amat High School in Southern California.
- Played for USA Baseball Junior National Team during prep career.



# Sun Devil Baseball 2003

## The Jeff Larish Watch:

Sophomore first baseman Jeff Larish has quickly put his name atop the list of as a top candidate for national player of the year and the Golden Spikes Award in 2003. Despite a recent slump that has seen him record only one hit in his last 16 at-bats (.125), he is still hitting .318 with 11 home runs and 58 RBI. Larish has recorded at least one hit in 26 of 34 games and one RBI in 25 of 34 games this year and leads the Pac-10 in several offensive categories. He is hitting .381 (43x113) with 11 home runs and eight doubles. He has a Pac-10 best 58 RBI (1.71 per game average) and his 11 home runs are tied second behind USC freshman slugger Jeff Clement. He also leads the conference with 45 walks (1.32 per game) and has an unbelievable on-base percentage of .549. For the season he is slugging .779 and is second on the team with 21 extra base hits. He had connected on three grand slams this year, already tying the single-season school record set by Dave Hudgens in 1977. In addition, he is batting .714 (10x14) with the bases loaded and leads the team with 22 two-out RBI. Larish, who was supposed to redshirt in 2002 but played midway through the season, has already surpassed his entire total of doubles, home runs and RBI from last year when he played in 34 games. Drafted in the 32nd round in 2001 by the Chicago Cubs, Larish etched his name in the ASU record books with a memorable game in the series finale vs. San Diego State (1/26). In what turned out to be a 24-9 ASU route, Larish was 3-for-4 and tied the school single-game record with nine RBI. He had a two-run single in the first inning, a two-run home run in the third, a grand slam homer in the fourth and then tied the 13-year-old school record (Tommy Adams) by walking with the bases loaded in the eighth.

## Senior Dennis Wyrick Lights Up Pac-10 Pitching:

Senior 3B Dennis Wyrick is ASU's hottest hitter at the plate going 19-for-39 (.487) in his last 11 games. Wyrick is second on the team and third in the Pac-10 in hitting at .418, going 33-for-79 with 22 runs scored, five doubles and 18 RBI in 30 games (16 starts). Wyrick has a hit in 10 of his last 11 games, including four three-hit games. Wyrick has had great success at the plate in Pac-10 play hitting .384 (63-for-164) with 35 runs scored and 27 RBI in 50 career league games. Returning to his native Southern California this weekend, Wyrick is 0-for-15 in his career vs. USC. Against the rest of the Pac-10 he is a .423 hitter (63-for-149).

## Sun Devils Hot at the Plate:

The Sun Devils are leading the Pac-10 in hitting with a team .348 batting average. Despite batting only .265 in the Stanford series, ASU still has recorded 10 or more hits in 28 of its 37 games and is averaging 12.24 hits per game. The Devils also lead the conference in runs scored with 379 with an average of 10.24 per game. Dustin Pedroia leads the team in hitting at .432 (67x155) and sophomore first baseman Jeff Larish leads the team with 58 RBI and 11 home runs. ASU has already hit 42 home runs to lead the Pac-10, already surpassing the entire season total of 38 hit in 58 games in 2002.

## Travis Buck Hits For The Cycle:

Freshman outfielder Travis Buck went 5-for-5 with even RBI and hit for the cycle in ASU's 19-0 win over Southern Utah (3/7). He became only the seventh Sun Devil in recorded history to record the elusive cycle and became the first freshman in Pac-10 history to hit for the cycle. Buck capped his perfect night with a grand slam home run as part of an eight-run sixth inning to become ASU's first player to hit for the cycle since Mitch Jones on May 21, 2000 at Arizona. Buck, ASU's normal starting left fielder who was making only his second start in right field, had a single in the first, a double in the third and a triple in the fifth before connecting on his second home run of the year for the cycle. He also added a run-scoring single in the fourth and tied a career high with two stolen bases. Below is a list of ASU player who have hit for the cycle:

Travis Buck	March 7, 2003 vs. Southern Utah
Mitch Jones	May 21, 2000 vs. Arizona
Dan McKinley	April 1, 1997 vs. Grand Canyon
Antone Williamson	May 27, 1993 vs. George Mason
Kevin Higgins	May 1, 1988 vs. UCLA
Todd Brown	March 18, 1984 vs. USC
Paul Ray Powell	March 21, 1969 vs. Michigan

## Schroyer Ranks Sixth in ASU History With 14 Career Saves:

Junior closer Ryan Schroyer has been all but unstoppable in 2003 out of the bullpen. The hard-throwing right-hander is 4-1 with six saves this year and has a 0.42 ERA allowing only one earned run to score in his 21.1 innings pitched. The preseason All-American has scattered 15 hits in his 16 outings and has struck out 26 batters (10.97 per game 9.0 IP). His longest outing of the year came with a three-innings save against Notre Dame (2/23) where he allowed only three hits and struck out three. He also gave up only two hits in three innings to record his fourth win of the year in ASU's 7-6 win over Stanford in 11 innings. He added his sixth save of the year by striking out the side in the ninth vs. Utah (3/8) to preserve ASU's 6-4 come-from-behind win. The save moved him into fifth place in the ASU career record books with his 14th career save. Including his summer All-American season with the NBC World Series Champion Alaska Goldpanners, Schroyer is 5-1 with 13 saves and a 0.23 ERA in his last 39.1 IP (61 K's). After recording eight (8) as the league's top pitcher (2.37 ERA) in 2002, Schroyer is looking to continue to move up the charts. Here is a look at ASU's top save leaders in school history:

### ASU's Career Saves Leaders:

1. Doug Nurnberg, 1965-67	25
2. Kevin Dukes, 1978-81	20
3. Noah Peery, 1993-94	17
4. Ryan Bradley, 1995-97	16
5. Ryan Schroyer, 2001-P	14

## 2003 Statistical Comparison

Category	ASU	USC
Games	37	27
Record	32-5	13-14
Average	.348	.279
Runs	379	168
Hits	453	261
2B	100	57
3B	13	3
HR	42	41
SB	40	17
ERA	3.31	5.54
SO	311	197
BB	113	77

## Devils in the Polls...

	BA	BW	CB	NCBWA
PS	8	9	12	10
2/3	--	--	9	9
2/10	5	6	7	7
2/17	5	4	5	6
2/24	4	2	4	4
3/3	4	3	4	4
3/10	3	1	1	3
3/17	3	1	1	2
3/24	3	2	4	3
3/31	--	--	--	--
3/17	--	--	--	--
4/7	--	--	--	--
4/14	--	--	--	--
4/21	--	--	--	--
4/28	--	--	--	--
5/5	--	--	--	--
5/12	--	--	--	--

## 2003 Pac-10/National Awards

### National Pitcher of the Week

Jered Liebeck, 2/3 (Collegiate Baseball, NCBWA)

### Pac-10 Player of the Week

Jeremy West, 2/25

### Pac-10 Pitcher of the Week

Jered Liebeck, 2/4  
Ryan Schroyer, 2/25

### Preseason All-Americans

Rod Allen (Baseball America - 3rd team)  
Andre Ethier (NCBWA - 3rd team)  
Jeremy West (Collegiate Baseball - 3rd team)  
Ryan Schroyer (CB - 3rd team, NCBWA - 2nd team)

## ASU Quick Facts/Notes

### Arizona State Postseason History

NCAA Appearances	26
NCAA Record	124-51 (.709)
CWS Appearances	18
National Championships	5
CWS Runner-Up Finishes	5
Last CWS Appearance	1998 (2nd)
College World Series Record	55-30 (.647)
Regional Titles	12

### Baseball History

All-Time Record	2,295-1,120-6
Early Record	333-338-5
Modern Record	1,962-782-1
Packard Stadium	809-232-1
Best Record All-Time	59-8 (1973)
School Record Wins in a Season	65 ('76)

### Media Relations Information

Baseball Contact	Jeff Evans
Evans' E-Mail	jeff.evans@asu.edu
Evans' Direct Line	(480) 965-6594
Phone	(480) 965-6592
Fax	(480) 965-5408
Press Box Phone	(480) 727-7253
Website	www.TheSunDevils.com
Evans' Record at ASU	106-46-1



# Sun Devil Baseball 2003

## Inside the Numbers

<b>2</b>	Times ASU has hosted an NCAA Regional in last three years.
<b>5</b>	NCAA National Championships won by the Sun Devils.
<b>7</b>	Consecutive hits by Junior OF Andre Ethier over two games vs. Hawaii-Hilo.
<b>8</b>	Consecutive K's by senior Beau Vaughan vs. UHH (1/17) to ranks second in ASU record books.
<b>8</b>	Number of Sun Devils who have played for USA Baseball National Team since 1984.
<b>11</b>	Preseason Baseball America top 50 Teams ASU will play in '03.
<b>14</b>	Career saves by junior closer Ryan Schroyer which is tied for fifth in ASU's career record books.
<b>16</b>	Players on the 2003 squad that have been drafted by MLB.
<b>18</b>	Number of times ASU has played in the College World Series.
<b>28</b>	Number of career home runs by junior DH/C Jeremy West.
<b>58</b>	Number of RBI by first baseman Jeff Larish in the first 15 games of the year.
<b>67</b>	Consecutive polls ASU has been ranked in at least one national poll.
<b>77</b>	Number of former Sun Devils who have played in Major League Baseball.
<b>149</b>	Number of career hits by So. Shortstop Dustin Pedroia.
<b>338</b>	Number of wins in head coach Pat Murphy's nine seasons as the skipper of the Sun Devils.
<b>413</b>	Career at-bat in which senior Dennis Wyrick hit his first home run as a Sun Devil.
<b>470</b>	ASU's active NCAA record consecutive games scoring streak dating back to 1995.
<b>1,176</b>	Number of combined MLB home runs by former Devils Barry Bonds and Reggie Jackson.

## Pitching To Near Perfection:

A big reason behind ASU's stellar 32-5 start is because of the Chris Sinacori led pitching staff. Through 37 games the pitchers have combined for a Pac-10 best 3.31 ERA while striking out 311 and walking 113. On 21 different occasions the staff has combined to walk three or less batters, including not allowing a walk in two games, and allowing only five walks in three games last weekend vs. Stanford. ASU's pitchers have also combined to strike out eight or more batters in 21 games, including a season-high 16 vs. Utah (3/8). The starters have been especially hot, combining to go 17-1 with a 2.92 ERA, while the relievers are 15-4 with six saves and a 3.68 ERA. Seniors Jered Liebeck and freshman lefty Erik Averill lead the team with six wins each.

## Double Vision:

Led by the six doubles from shortstop Dustin Pedroia and five from second baseman Steve Garrabrants, the Sun Devils hit 19 doubles in the four games of the Bob Schaefer Classic. With six more in three-game series with Stanford, ASU now has a Pac-10 best 100 on the year (2.70 per game average). Pedroia leads the team and Pac-10 with 23 and Steve Garrabrants is second with 13. The team record for doubles in a season is 185 set in 1988, while the individual season record is 30 set by Chris Bando in 1978.

## A Battle At the Hot Corner:

Sophomore Frank Mesa and senior Dennis Wyrick are locked in a battle for the starting third base spot. A recent trend has saw the duo platoon at the hot corner with Mesa (left-handed hitter) starting vs. RHP and Wyrick starting vs. LHP, but Wyrick has started the last eight games due to his hot hitting. Mesa, a sophomore transfer from Arizona Western in Yuma, is hitting .370 (27x73) with one home run and 14 RBI. Wyrick, a four-year player for ASU, is hitting .418 (33x79) with five doubles and 18 RBI. The hot corner has proved to be one of ASU's most productive positions with the duo combining to hit .395 (60-for-152).

## Not a Bad To Have Him on the Bench:

When Jeff Larish went down last weekend with back spasms, inserting Mike Guerrero into the lineup was not a hard decision to make. Guerrero, a junior who transferred to ASU in 2001 and redshirted last year, responded by hitting .375 (6-for-16) with six doubles with Larish out of the lineup. For the season Guerrero is third on the team in batting at .404 (21-for-52) with 11 doubles, two triples, one home run and 18 RBI.

## Beau Vaughan Is No Ricky "Wild Thing" Vaughan:

Senior transfer Beau Vaughan (New Orleans) comes out to the song "Wild Thing" in home games, but has proven he is anything but wild in his 14 appearances thus far as a Sun Devil. He wasted little time putting his name in the ASU record books during his opening weekend as a Sun Devil. Vaughan struck out the side in his first appearance in a 9-0 win over UHH (1/16) and then came back the next day to strike out nine batters in 4.2 innings to pick up his first win (1/17). During his nine-strikeout effort, Vaughan struck out eight consecutive batters from the third through fifth innings to ranks as the second most consecutive K's in ASU single-game history. In 43.1 innings of work Vaughan has struck 56 batters to tie for the Pac-10 lead and is 5-1 with a 4.15 ERA. Vaughan also set a high for ASU's starting pitchers when he struck out eight in five innings against Oklahoma State (2/15) in his first start as a Sun Devil. In his two starts, Vaughan is 2-0 with a 1.69 ERA and is scheduled to get his third start this weekend vs. USC. He recently added his fifth win of the year by striking out seven in four innings vs. Wichita State (3/18). Vaughan transferred from New Orleans after playing in the Phoenix area at a pair of JC's (Phoenix College and South Mountain CC).

## Most Consecutive Strikeouts:

- 9: Jim Otten, 5/23/73 vs. BYU
- 8: Beau Vaughan, 1/17/03 vs. UHH
- 8: Eddie Bane, 3/2/73 vs. CS Northridge (Perfect Game)
- 7: Jon Switzer, 2/2/01 vs. Southern Utah

## The Big Inning:

The Sun Devils have been a scoring machine this year averaging 10.24 runs and 12.42 hits per game this year. ASU has also proven to be an explosive team at the plate, recording 90 big innings (2 or more runs). The team has also recorded 21 innings when they score five or more runs. ASU's biggest run production in a single frame has been nine runs on two different occasions, most recently with a two-out rally in the 14-8 win over Notre Dame (2/23).

## Attendance Marks Impressive at Packard Stadium:

Arizona State is always in the national top 10 for attendance marks when playing at Packard Stadium and once again fans keep coming through the turnstile in 2003. In ASU's 25 home games this year, the Devils are averaging a home crowd of just under 3,000 (2,968) with a total of 74,219 fans attending the games. ASU's largest single-game crowd was the series opener vs. Oklahoma (4,155). The home season opener vs. San Diego State also had a good crowd drawing 3,972 fans. ASU also had 10,043 attend the three-game series against San Diego State and 7,008 attend the two games against Notre Dame. The Oklahoma three-game series had a total of 10,861 fans for the three-game set, while the largest three-game crowd was established last weekend vs. Stanford with 10,889 turning out for the series.





# Sun Devil Baseball 2003

## The Grand Salami:

After hitting only one grand slam all of last year, the Sun Devils have gone on a binge this year hitting eight in their first 34 games. Sophomore first baseman Jeff Larish has already tied the single-season school record with three slams (Dave Hudgens, 1977) and junior second baseman Steve Garraabrants has two. Ryan Bosch, Travis Buck and Jeremy West each have one. The NCAA record for grand slams in a season by a team is 12 set by Oklahoma State in 1995. ASU has been clutch in 2003 with the bases loaded hitting at a combined clip of .436 (44-for-101). Larish leads the team hitting .714 (10-for-14) with the sacks full.

## Perrault Takes His Shirt Off:

Junior right-handed pitcher Josh Perrault was scheduled to use the 2003 season as a redshirt season, but after having success in practice, Perrault will become a key factor in the ASU bullpen for the rest of the season. He made his 2003 debut last weekend vs. Stanford with one scoreless inning. Perrault was 0-0 with a 6.97 ERA in nine games (2 starts) as a sophomore in 2002.

## Two Out Rallies:

Over the last two years the Sun Devils have had a flare for scoring runs with two outs. In 2002 the Devils scored 232 of their 450 total runs (52%) with two outs. ASU is back at it again in 2003 scoring 166 of their 379 runs (44%) after two outs have been recorded. During the season-high nine-run sixth inning that led to ASU's 14-8 come-from-behind victory over Notre Dame (2/23), all nine runs came with two outs after a full-count walk to Jeff Larish. Larish leads the team with 22 two-out RBI, while catcher Tuffy Gosewisch leads the team hitting .474 (9x19) with two outs. As a team the Devils are batting .323 (134x415) after two outs have been recorded.

## Murphy Records Milestone Win No. 700:

Arizona State head coach Pat Murphy notched his 700th career coaching victory with a 14-8 win over Notre Dame (2/23). In his 19 years in college baseball, Murphy now has a 711-340-4 overall record and a career 338-169-1 record in his nine years at Arizona State. The 1998 *Baseball America* Coach of the Year has led ASU to the NCAA tournament in five of the last six years. ASU's 12-2 win over CS Northridge (3/9) was Murphy's 500th career game at Arizona State.

## Home Sweet Home:

ASU returns to Packard Stadium in 2003 after playing in Mesa (Hohokam Park) in 2002. The Devils recorded their 800th career victory at Packard Stadium (3/1 vs. PSU) and have an all-time 808-230-1 dating back to 1974. ASU will play 40 of its 62 games in the state of Arizona and 37 at Packard Stadium this year. After playing nine of its first 12 games on the road, the Devils spent nearly the entire months of February and March in the state of Arizona with only three games away from Packard Stadium at the new spring training facility of the Texas Rangers/Kansas City Royals in Surprise. The Devils have played their last 18 games at Packard Stadium, ending the longest home stand of the year last week with the Pac-10 opening series against nationally ranked Stanford (Mar. 22-24). After going 29-10 in designated home games last year, the Devils are 21-4 at home this year now have a combined 154-47-1 (.765) home record in the last five years dating back to 1998. ASU is hitting .340 with 30 home runs in 25 home games and pitching for a 3.54 team ERA on the mound.

## Arizona State in Home Games (1998-2003):

2003:	21-4
2002:	29-10
2001:	25-9-1
2000:	33-8
1999:	27-7
1998:	19-9
Total:	154-47-1

## Buck and Bosch Among Fab 50 Freshmen:

ASU's freshman outfield tandem of Travis Buck and Ryan Bosch has both been tabbed as part of Baseball America's Freshman Fab 50. Buck, a 23rd round draft choice of the Seattle Mariners last June, is ranked No. 25 on the list. Buck has started 35 of ASU's 37 games and is hitting .365 with two home runs and 26 RBI. Bosch, ranked No. 41, has started 20 games in center field and is hitting .218 with 17 hits, two home runs and 18 RBI.

## ASU Continuing To Mix Things Up:

After mixing and matching for 41 different starting batting lineups in 58 games last year, head coach Pat Murphy continues to keep the lineup fresh in 2003. Through the first 37 games of the season the Devils have mixed and matched for 33 different batting lineups and 21 different positional lineups.

## Larish, Pedroia and Schroyer on Player of the Year Watch List.

Sophomores Jeff Larish and Dustin Pedroia, and junior Ryan Schroyer have been named to the Rotary Smith Award's preliminary watch list for the annual player of the year award. Amongst the 130 Division 1 college baseball players to be selected to the initial list, the ASU trio is in contention for the prestigious award that is celebrating its 16th year of honoring the nation's finest collegiate baseball player. The only Sun Devil to ever win the Smith Award was Mike Kelly in 1990. The Smith Award is conducted by the Rotary Club of Houston and benefits several charities, including the Texas Children's Hospital and the Karl Young League.

## Pac-10 Baseball

Team	Pac-10	Overall
Arizona	2-1	21-8
California	2-1	15-12
Arizona State	1-2	32-5
Stanford	2-1	16-8
USC	1-2	13-14
Washington St.	1-2	6-18
Washington	0-0	17-7
UCLA	0-0	14-15
Oregon State	0-0	12-11

\*Through 3/25/03

## Upcoming Pac-10 Games:

### Mon., March 24

Oregon State 6, UC Santa Barbara 4  
\*Stanford 4, at Arizona State 2

### Tue., March 25

at Sacramento State 7, California 6  
at Long Beach State 2, UCLA 0  
Fresno State 11, USC 9  
Washington 13, at Portland 1

### Wed., March 26

WASHINGTON at Portland, 2 p.m.

### Fri., March 28

\*ARIZONA at UCLA, 7 p.m.  
\*ARIZONA STATE at USC, 6 p.m.  
\*CALIFORNIA at OREGON STATE, 6 p.m.  
\*WASHINGTON at STANFORD, 6 p.m.  
WASHINGTON STATE at UC Irvine, 6 p.m.

### Sat., March 29

\*ARIZONA at UCLA, 1 p.m.  
\*ARIZONA STATE at USC, 1 p.m.  
\*CALIFORNIA at OREGON STATE, 1 p.m.  
\*WASHINGTON at STANFORD, 1 p.m.  
WASHINGTON STATE at UC Irvine, 6 p.m.

### Sun., March 30

\*ARIZONA at UCLA, 1 p.m.  
\*ARIZONA STATE at USC, 1 p.m.  
\*CALIFORNIA at OREGON STATE, 1 p.m.  
\*WASHINGTON at STANFORD, 1 p.m.  
WASHINGTON STATE at UC Irvine, 1 p.m.


### Tue., April 1

USF at STANFORD, 6 p.m.  
OREGON STATE at Portland, 2 p.m.  
UC Riverside at USC, 5 p.m.  
WASHINGTON STATE at Gonzaga, 3 p.m.

### Wed., April 2

New Mexico at ARIZONA STATE, 7 p.m.  
Sacramento State at CALIFORNIA, 2 p.m.

All game times local to site.



# Sun Devil Baseball 2003

## How ASU Ranks In the Pac-10

### Team Offensive Rankings:

Avg. ....	348	1st
Runs ....	379	1st
Hits ....	453	1st
Doubles ....	100	1st
Triples ....	13	t-2nd
Home Runs ....	42	1st
RBI ....	356	1st
OB % ....	455	1st
SLG % ....	541	2nd
FLD % ....	970	3rd

### Team Pitching Rankings:

ERA ....	3.31	1st
Strikeouts ....	311	1st
Wins ....	32	1st
Saves ....	6	5th
Opposing Avg. ....	253	3rd
Innings Pitched ....	324.0	1st
Walks ....	113	9th

### Pac-10 Individual Rankings

#### Jeff Larish

Batting ....	381	5th
Slugging % ....	779	2nd
On Base % ....	549	1st
Runs ....	45	1st
Hits ....	43	5th
RBI ....	58	1st
Home Runs ....	11	2nd
Total Bases ....	88	2nd
Walks ....	45	1st

#### Dustin Pedroia

Batting ....	432	1st
Hits ....	67	1st
Doubles ....	23	1st
At Bats ....	155	1st
Total Bases ....	98	1st
On Base % ....	500	2nd
Slugging % ....	632	t-7th
Runs ....	42	2nd

#### Steve Garrabrants

RBI ....	39	2nd
Runs ....	30	10th
Doubles ....	13	2nd
Total Bases ....	72	7th
Stolen Bases ....	14	1st

#### Dennis Wyrick

Batting ....	418	3rd
On Base % ....	500	t-2nd

#### Andre Ethier

RBI ....	31	t-6th
Hits ....	44	4th

#### Jeremy West

On Base % ....	496	4th
RBI ....	33	5th
Home Runs ....	9	3rd
HBP ....	10	1st

#### Erik Averill

ERA ....	2.20	3rd
Innings Pitched ....	45.0	8th
Wins ....	6	t-1st
Strikeouts ....	35	t-6th

#### Ryan Schroyer

Saves ....	6	1st
Relief Appearances ....	16	1st
Games Finished ....	16	1st

#### Jered Liebeck

ERA ....	2.90	5th
Wins ....	6	t-1st
Games Started ....	10	1st

#### Beau Vaughan

Strikeouts ....	56	t-1st
-----------------	----	-------

stats as of 3/17/03

## Liebeck Sweeps Pac-10 and National Pitcher of the Week Honors:

Senior RHP Jered Liebeck swept the national and Pac-10 awards (Feb. 4) after throwing a complete-game, three-hit shutout against the No. 13 Long Beach State 49ers. Liebeck struck out two and did not allow a hit past the fifth inning to improve to 2-0. He allowed only one runner reach second base and until issuing his first walk of the game in the ninth inning, had retired 10 straight LBSU batters down the stretch. The complete-game shutout (9.0 IP) was the first by a Sun Devil since Drew Friedberg one-hit Hawaii-Hilo in 1999. He was named the Collegiate Baseball and NCBWA National Pitcher of the Week and became the 45th ASU pitcher to earn Pac-10 Pitcher of the Week acclaim. For the season Liebeck is tied for the team lead with a 6-0 record with a 2.90 ERA in his Pac-10 high 10 starts. He recorded his 11th career win over Oklahoma (3/15).

## West and Schroyer Sweep Pac-10 Weekly Awards:

ASU juniors Ryan Schroyer and Jeremy West swept the Pac-10 Weekly Player of the Week honors (2/24) after helping lead the Sun Devils to four wins vs. Gonzaga, Dayton and Notre Dame. West hit .556 (5-for-9) with six runs scored, three home runs and 10 RBI. He broke out versus the 11th-ranked Irish on Feb. 22, with three hits, six RBI, two home runs, including a grand slam, to help ASU defeat Notre Dame 16-3. Schroyer pitched four scoreless innings out of the bullpen and recorded his fourth save of the year in ASU's 14-8 win over Notre Dame on Feb. 23. The Player of the Week honor is the third for West in his career and the 67th selection all-time for ASU. The Pitcher of the Week is the first such honor for Schroyer, the 46th Sun Devil to earn the weekly recognition. Senior pitcher Jered Liebeck earned the honor earlier in the year after his complete-game, three-hit shutout of nationally ranked Long Beach State.

## ASU Traditionally Hot in January and February:

As tradition would have it, the Devils are usually a fast-starting team. Dating back to the start of varsity baseball in 1959, ASU is a combined 67-7 in the month of January (9-1 in 2003) and 378-139 in the month of February (13-0 in 2003). ASU head coach Pat Murphy has also enjoyed great success in the early months of the season, combining to go 40-4 in January and 88-32 in February in his nine seasons at the helm of the Sun Devil program.

## A Tough Schedule For ASU Baseball:

The Sun Devils 2003 schedule is once again be one of the toughest in the nation, which includes 11 teams that were listed on Baseball America's Preseason Top 50. The 62-game regular-season schedule also features 25 games against nine teams that advance to the NCAA Tournament a year ago. In the recent stretch of 25 straight games in the state of Arizona (started with BYU series, ended with Stanford series), ASU hosted Oklahoma State, Oklahoma, Wichita State, Notre Dame and Stanford. ASU has already gone 13-5 against teams that advanced to the NCAA Tournament last year and is 8-5 against ranked (at least one poll) opponents. ASU currently has a No. 6 rating on Boydworld.com's ISR and a pseudo RPI of No. 23.

## How They Compare To Past Years:

The Sun Devils are 32-5 through the first 37 games of the 2003 season after recording the best start in school history at 28-1. The Devils recorded a 28-1 start to the season that ranks as the best in school history passing the old mark of 23-1 in 1972. Here is a look at how the Devils have fared after their first 40 games since 1995.

Games	1995	1996	1997	1998	1999	2000	2001	2002	2003
30	24-6	19-11	19-11	18-12	20-10	24-6	20-9-1	20-10	28-2
31	24-7	20-11	20-11	19-12	21-10	25-6	21-9-1	20-11	29-2
32	24-8	21-11	20-12	20-12	22-10	26-6	21-10-1	20-12	30-2
33	24-9	21-12	21-12	20-13	23-10	26-7	21-11-1	21-12	31-2
34	25-9	21-13	21-13	20-14	24-10	26-8	22-11-1	22-12	31-3
35	25-10	22-13	21-14	21-14	24-11	27-8	22-12-1	23-12	32-3
36	26-10	22-14	21-15	22-14	25-11	28-8	22-13-1	23-13	32-4
37	27-10	23-14	22-15	23-14	26-11	29-8	23-13-1	24-13	32-5
38	27-11	23-15	22-16	24-14	27-11	29-9	24-13-1	24-14	---
39	27-12	24-15	23-16	25-14	28-11	30-9	24-14-1	25-14	---
40	27-13	25-15	24-16	26-14	28-12	31-9	25-14-1	25-15	---

## Murphy's Teams Know How To Score:

A true icon of the Pat Murphy system is scoring runs. The Sun Devils have done plenty of that since he arrived in 1995. ASU has led the NCAA in scoring in two of the last five years, averaging 11.32 runs per game in 1999 and 10.97 runs per game in 2000. The Devils paced the Pac-10 in 2001, hitting at a .327 clip and averaging 8.26 runs per game to rank 17th in the nation. ASU also led the nation in batting average with a team total of .356 in 1999 and fell just percentage points shy of matching that feat a second year in a row in 2000 with a .346 mark, trailing Stony Brook by one point. During Pat Murphy's nine seasons at ASU, the Sun Devils have been a scoring machine with 4,678 runs in 508 games, averaging 9.21 runs per game and hitting at an overall .330 clip. Below is an offensive team breakdown of Murphy's ASU teams:

Year	G	AB	R	H	HR	BA
1995	55	1939	395	595	35	.307
1996	56	2075	552	702	73	.338
1997	61	2252	540	735	56	.326
1998	64	2277	557	723	57	.318
1999	60	2199	679	782	67	.356
2000	59	2134	647	738	86	.346
2001	58	2049	479	669	33	.327
2002	58	1994	450	618	38	.310
2003	37	1303	379	453	42	.348
Totals	508	18,222	4,678	6,015	487	.330



# Sun Devil Baseball 2003

## ASU And Team USA Connections:

Arizona State baseball has had a long-standing tradition of sending players to play for the USA National team during the summers. In a recent poll distributed by USA Baseball, ASU ranked No. 11 as a supplier to the National Team. ASU has had eight players don the Red, White and Blue for Team USA since 1984, with the first being Oddibe McDowell in the 1984 Olympics played at Dodger Stadium in Los Angeles. Jim Austin played for Team USA in 1990 and ASU has had five more players play with Team USA in the last five years. 1999 Pac-10 Player of the Year Willie Bloomquist played in the summer of 1998, 2000-2001 Pac-10 Player of the Year Casey Myers played in the summer of 2000 and was also a member of the Team USA Junior National Team before arriving at ASU in 1998. Current Tampa Bay Devil Ray prospect Jon Switzer was also a member of the 2000 National Team and Mike Esposito was 3-1 with a 1.56 ERA in the summer of 2001. Sophomore Dustin Pedroia played for the National Team last summer and was the starting shortstop until getting hurt near the end of the season. Current Sun Devils Dennis Wyrick and Ryan Schroyer played for the Team USA Junior teams during their respective prep careers.

## Golden Spikes Common At Arizona State:

While Khalil Greene of Clemson was the recipient of the 2002 Golden Spikes award as the nation's top amateur baseball player, it should be noted that three Arizona State players have won the award. In addition to ASU, only Cal State Fullerton and Florida State have won three Golden Spikes Awards. Bob Horner, who was a standout at ASU from 1976-78, won the inaugural award in 1978. Oddibe McDowell, who was a member of the first Team USA baseball team to compete in an Olympics, won the award in 1984. Mike Kelly, who ranks second in ASU history with 46 home runs from 1989-91, won the award in 1991. In all, 12 players that have worn the Maroon and Gold have been named a Player of the Year for college baseball.

## ASU Leader of the Pac When It Comes to Player of the Week:

Arizona State has amassed 46 Pac-10 Pitchers of the Week and 67 Players of the Week since 1981. That total leads all Pac-10 member schools. Senior RHP Jered Liebeck became the first Pac-10 Pitcher of the Week after his complete-game, three-hit shutout of Long Beach State (2/1) and Ryan Schroyer earned his first award on Feb. 25. Junior Jeremy West joined Schroyer as ASU swept the weekly awards on Feb. 25. Andre Etheir and West (twice) were named Pac-10 Players of the Week in 2002, while Robbie McClellan and Mike Esposito earned Pac-10 Pitcher of the Week honors last year.

## Arizona State in Postseason Play:

The Sun Devil baseball program has created a dynasty in college baseball that has been matched by few. With 18 appearances in the College World Series, ASU ranks fifth for the most trips to Omaha. Arizona State has now advanced to the NCAA Tournament in 26 of the program's 44 varsity seasons (dating back to 1959), amassing an incredible 124-51 (.709) record. ASU's five National Championships rank as the second most of any NCAA school. In addition to ASU's five national championships, the Sun Devils have also turned in five second-place teams and three third-place finishes. Arizona State is 15-10 in the NCAA Tournament under ninth-year head coach Pat Murphy. In addition to advancing three straight years, ASU has been left out of the tournament only once (1999) in the last six years and played for the national championship in 1998.

## Postseason Summary:

NCAA Appearances .....	26	Record in District 7 .....	12-1
All-Time NCAA Record .....	124-51	CWS Appearances .....	18
Regional Appearances .....	19	CWS Titles .....	5
Regional Titles .....	12	CWS Runners-up .....	5
Record in Regionals .....	55-18	CWS Third-Place Finishes .....	4
District 7 Appearances .....	6	Record at CWS .....	55-30 (.647)
District 7 Titles .....	6		

## NCAA Tournament Breakdown

### NCAA Titles By School

1. USC .....	12
2. <b>Arizona State</b> .....	<b>5</b>
Texas .....	5
4. LSU .....	4
Miami .....	4

### College World Series Wins

1. USC .....	74
2. Texas .....	68
3. <b>Arizona State</b> .....	<b>55</b>
4. Miami .....	43
5. Oklahoma State .....	38

### NCAA Tournament Wins

1. Texas .....	178
2. USC .....	170
3. Miami .....	144
4. Florida State .....	138
5. <b>Arizona State</b> .....	<b>124</b>

### CWS Appearances

1. Texas .....	29
2. USC .....	21
3. Oklahoma State .....	19
Miami .....	19
5. <b>Arizona State</b> .....	<b>18</b>

### NCAA Tournament Appearances

1. Texas .....	46
2. Florida State .....	40
3. USC .....	35
4. Oklahoma State .....	32
5. Miami (Fla.) .....	31
9. <b>Arizona State</b> .....	<b>26</b>



## Media Information:

**Baseball Contact:** Jeff Evans  
**SID Phone:** (480) 965-6592  
**Evans' Direct Line:** (480) 965-6594  
**SID Fax:** (480) 965-5408  
**Evans' E-Mail:** Jeff.Evans@asu.edu  
**Website:** www.TheSunDevils.com  
**Mailing Address:**  
 Carson Center Room 131  
 Media Relations  
 Arizona State University  
 Tempe, AZ 85287-2505

## Interviews:

All interviews with players and the coaching staff need to be cleared through the ASU media relations office and Jeff Evans. If you wish to talk to any Sun Devil player or head coach Pat Murphy, please contact Evans via the above information.

## Media Guides:

Media guides will be available to working press only and can be purchased by fans at home games at Packard Stadium for \$7. Press guides will not be distributed to fans from the press box or the media relations office. The 2003 ASU Baseball Media Guide is also available online at [www.thesundevils.com](http://www.thesundevils.com) in .pdf format.

## Game Notes and Statistics:

Game notes and statistics will be distributed to all working media and scouts on game days at Packard Stadium. Copies will also be made available in the press box. The statistics are for working press, scouts and coaches only. A complete statistical book containing box scores, play-by-play and game notes will also be available in the press box for working media following each home game. All information will be made available to fans and ASU supporters through the school's official athletic website, [www.TheSunDevils.com](http://www.TheSunDevils.com).

## Live Stats:

While only certain games can be accessed by radio either through the internet or in the greater Phoenix area, every home game and selected road games can be tracked through live statistical updates on ASU's official website, [www.TheSunDevils.com](http://www.TheSunDevils.com).



# Sun Devil Baseball 2003

## 2002 ASU Hitting Leaders

### Batting Average:

1. Jon Sheaffer .....	.364
2. Andre Ethier .....	.363
3. Jeremy West .....	.356
4. Dustin Pedroia .....	.347
5. Steve Garrabrants .....	.337

### Hits:

1. Dustin Pedroia .....	82
2. Jeremy West .....	74
3. Steve Garrabrants .....	68

### Runs Scored:

1. Jeremy West .....	55
Steve Garrabrants .....	55
3. Dustin Pedroia .....	51
4. Rod Allen .....	46

### RBI:

1. Jeremy West .....	71
2. Rod Allen .....	50
Andre Ethier .....	50
4. Dustin Pedroia .....	45
5. Steve Garrabrants .....	33

### Doubles:

1. Jeremy West .....	18
2. Steve Garrabrants .....	15
Rod Allen .....	
4. Andre Ethier .....	14

### Triples:

1. Steve Garrabrants .....	7
2. Jeremy West .....	4

### Home Runs:

1. Jeremy West .....	13
2. Nick Cadena .....	6
Rod Allen .....	6
4. Andre Ethier .....	4

## 2002 ASU Pitching Leaders

### Earned Run Average:

1. Carlos Arguello .....	2.01
2. Ryan Schroyer .....	2.37
3. Mike Esposito .....	3.72
4. Robbie McClellan .....	4.73

### Wins:

1. Mike Esposito .....	9
2. Robbie McClellan .....	7
3. Carlos Arguello .....	5
4. Ryan Schroyer .....	4
Bryce Kartler .....	4

### Batters Struck Out:

1. Mike Esposito .....	93
2. Robbie McClellan .....	91
3. Ryan Schroyer .....	75
4. Bryce Kartler .....	56
5. Jered Liebeck .....	38

### Innings Pitched:

1. Mike Esposito .....	104.0
2. Robbie McClellan .....	97.0
3. Bryce Kartler .....	62.2
4. Ryan Schroyer .....	60.2

## 2002 ASU Fielding Leaders

### Errors:

1. Steve Garrabrants .....	10
2. Ian Kinsler .....	8
3. Cesar Castillo .....	7
4. Jeremy West .....	5

### Assists:

1. Dustin Pedroia .....	163
2. Sergio Garcia .....	99
3. Steve Garrabrants .....	54

### Putouts:

1. Jeremy West .....	427
2. Cesar Castillo .....	225
3. Tuffy Gosewisch .....	117

## An Early Season Opener:

The Jan. 16 season opener at Hawai'i-Hilo was the second earliest start in ASU Baseball history and the earliest start by any collegiate team in 2003. The Devils opened the 1999 season at home with a game at Packard Stadium against the University of Utah on Jan. 15. Arizona State's previous earliest start before 1999 was a Jan. 19 home contest against Grand Canyon (W, 12-2) in 1990. With the 9-0 blanking of UHH on 1/16, ASU is now 25-2 in season-opening games (dating back to 1977) and head coach Pat Murphy is 8-1 in season-openers at ASU (15-1 at D1).

## How They Have Finished:

Arizona State has finished four seasons ranked in the top 10 in the final *Collegiate Baseball* national poll since 1990, ranking 10th of all college baseball programs. The schools with the most Top 10 *Collegiate Baseball* finishes are listed below:

1.	Florida State	12
2.	LSU	10
3.	Stanford	9
4.	Miami	8
5.	Clemson	8
6.	Cal State Fullerton	6
7.	Oklahoma State	5
7.	Wichita State	5
7.	USC	5
10.	Arizona State	4

## Success in the Classroom As Well As On The Field:

ASU has long enjoyed much success on the diamond, and with 18 College World Series appearances, it is known as one of the gems of college baseball. But lately academics, as well as on-field talent, has shown its true colors in the storied program. Pat Murphy's Sun Devil squads have produced four Academic All-Americans over the past four years (Willie Bloomquist, Mark Ernster, Jeff Phelps, Casey Myers), including Myers being named the Academic All-American for college baseball in 2000 and 2001. The four players honored as First-Team Academic All-Americans is the most by any college baseball program in the nation since 1995. Ryan McKenna, Aaron Klusman, Cesar Castillo, Nick Walsh and Mike Esposito all earned Pac-10 Academic Awards in 2002.

## ASU Owns Pac-10 Player of the Year Award:

Since the old Pac-10 North (formerly Washington State, Washington, Oregon State, Portland State) and the Six-Pac joined to form the unified Pac-10 baseball conference in 1999, Arizona State has enjoyed much success with a combined 58-38 record in league play. Even more impressive is that besides last season (2002) no other player besides a Sun Devil has won the annual Pac-10 Player of the Year award. Willie Bloomquist won the inaugural award in 1999, while Casey Myers took home the hardware in 2000 and 2001 to become only fourth player in Pac-10 history to win the award twice in a career. In all, ASU has won nine (9) Pac-10 Player of the Year Awards dating back to 1978 (Myers (2), Bloomquist, Jacob Cruz, Paul Lo Duca, Linty Ingram, Oddibe McDowell, Alvin Davis, Mike Soddors) and two Pac-10 Pitchers of the Year (Noah Peery and Marc Barcelo).

## Schroyer Named Baseball America Summer All-American:

Junior right-handed pitcher Ryan Schroyer was named a second-team Summer All-American by *Baseball America* after he helped lead the Alaska Goldpanners to the NBC World Series Championship. Schroyer joined the Goldpanners in the Alaskan League after not making the final Team USA roster. Ranked as the No. 3 prospect from the league by BA, Schroyer tamed the league with a 1-0 record, six saves and a 0.00 ERA.

## Pedroia Becomes Eighth Devil to Play for Team USA:

Sophomore shortstop Dustin Pedroia became the eighth Sun Devil since 1984 to play for the USA Baseball National Team. After hitting .347 and setting an ASU freshman record with 82 hits in his freshman season, Pedroia made Team USA after being invited to the trials in Tucson, Ariz. Pedroia spent most of the summer as the team's starting shortstop before having to leave after suffering a broken cheek bone in the Harlem Honkball Tournament in The Netherlands.

## Hitting For The Cycle... in the First Inning:

In what may be one of the rarest feats of Arizona State baseball history, the Devils led off the Feb. 9, 2002 game vs. Tennessee in grand fashion with the first four hitters combining to hit for the cycle in the first inning. Leadoff hitter Steve Garrabrants led off the game with a first-pitch home run, then Dustin Pedroia followed with a double, then Rod Allen singled and to cap off the amazing event, Jeremy West tripled to give ASU the early 2-0 lead.

## Why Not #9 Murphy:

Most who are close to the ASU Baseball program know what the No. 9 means to head coach Pat Murphy. Often his slogan to "Play all 9 Innings", Murphy and No. 9 are synonymous with each other... until last year. In a preseason meeting with team, Murphy gave a speech on how you have to be able to give up anything for the team. In this case, he even offered up his prize No. 9, knowing no one would take it. That is, until ASU's Steve Garrabrants raised his hand and said, I'll take it, and with that, the leader of the Devils is willing to give up *anything* for the team and will wear No. 7 again this year.





# Sun Devil Baseball 2003

## 2003 Arizona State Baseball Game-by-Game Results

(32-5 Overall, 1-2 Pac-10, 21-4 Home, 8-1 Away, 3-0 Neutral)


Date	Opponent	W-L	Score	Att.	ASU Pitcher	Opp. Pitcher	Record	Notes
1/16	@Hawai'i-Hilo	W	9-0	324	McClellan (1-0)	Shimabuku (0-1)	1-0	Six pitchers combine for 15 K shutout.
1/17	@Hawai'i-Hilo	W	10-5	---	Vaughan (1-0)	Ebbs (0-1)	2-0	Pedroia 3-for-4, 2 RBI. Vaughan 9 K's.
1/17	@Hawai'i-Hilo	W	14-2 (7)	302	Liebeck (1-0)	Miyahira (0-1)	3-0	Larish 3x4 w/4 RBI. Liebeck 7 K's.
1/18	@Hawai'i-Hilo	W	18-3 (8)	78	Averill (1-0)	Lockett (0-1)	4-0	Averill one hit in 7.1 IP in ASU debut.
1/19	@Hawai'i-Hilo	W	16-0 (5)	---	Sopko (1-0)	Inaba (0-1)	5-0	Larish 2-for-2 with HR and 4 RBI.
1/19	@Hawai'i-Hilo	W	18-5 (7)	150	McClellan (2-0)	Ebbs (0-2)	6-0	Allen 2x5, 5 RBI. Guerrero 4x5, 3 RBI.
1/24	San Diego State	W	7-5	3,972	McClellan (3-0)	Miller (0-1)	7-0	Pedroia 2x5, HR. Buck 3x4 w/2 2B.
1/25	San Diego State	W	4-3	3,249	Schroyer (1-0)	Hartshorn (0-1)	8-0	Larish and West solo HR. Pedroia 2x4.
1/26	San Diego State	W	24-9	2,822	Averill (2-0)	Lindsey (0-1)	9-0	Larish 3x4, 2 HR, 9 RBI. Averill 1 H in 4 IP.
1/31	@LBSU (#13)	L	5-11	1,334	Vaughan (1-1)	Alvarez (1-0)	9-1	Buck 3x4. Bullpen gives up 9 H, 11 R.
2/1	@LBSU (#13)	W	3-0	976	Liebeck (2-0)	Weaver (0-1)	10-1	Liebeck CG 3-hit shutout. Larish 2x3, RBI.
2/2	@LBSU (#13)	W	4-2	1,235	Averill (3-0)	Paz (0-1)	11-1	Averill 2 R, 0 ER in 6.2 IP.
2/6	BYU	W	6-5	2,850	Schroyer (2-0)	Jacinto (0-1)	12-1	Larish 3x5, 2 2B. Mesa GW RBI walk in 9th.
2/7	BYU	W	17-6	2,896	Thurmond (1-0)	Bergeron (0-1)	13-1	Mesa 4x6, 3 RBI, HR. Bocchi 2x4, 3 RBI.
2/8	BYU	W	6-4	2,691	Schroyer (3-0)	Jacinto (0-2)	14-1	Larish and Bocchi each hit big home runs.
2/14	Gonzaga^	W	8-4	467	Sopko (2-0)	Gonzalez (0-1)	15-1	Sopko stellar with 5 K's in 7.0 IP in relief.
2/15	Oklahoma State^	W	7-3	1,922	Vaughan (2-1)	Baker (1-1)	16-1	Vaughan 8 K's in 5.0 IP. Pedroia 2-Run Triple.
2/16	Oregon State^	W	9-4	1,303	Liebeck (3-0)	Copeland (0-1)	17-1	Pedroia 3-for-4 with 2B, HR. Allen 3-Run HR.
2/17	Gonzaga	W	17-5	1,490	Thurmond (2-0)	Lichter (0-1)	18-1	Garrabrants 2-for-6, GS, 6 RBI. Allen 2-Run HR.
2/21	Dayton	W	10-1	2,309	Liebeck (4-0)	Miller (0-1)	19-1	Liebeck 6 K's in 7.0 scoreless IP. Mesa/Ethier 3 H.
2/22	Notre Dame (#11)	W	16-3	3,605	Vaughan (3-1)	Ogilvie (0-1)	20-1	West 2 HR's, 6 RBI. Larish Grand Slam HR.
2/23	Notre Dame (#11)	W	14-8	3,403	Lopez (1-0)	Gagne (0-1)	21-1	9-Run 6th inning lifts Devils. Murphy win #700.
2/28	Penn State	W	13-0	1,871	Averill (4-0)	Hamilton (0-1)	22-1	Larish 2x3, GS, 6 RBI. Averill 5.2 IP, 0 R, 3 H.
3/1	Penn State	W	12-1	2,219	McClellan (4-0)	Tressler (0-1)	23-1	ASU ties best start in school history.
3/2	Penn State	W	11-7	2,404	Thurmond (3-0)	Palm (0-1)	24-1	Larish 2-for-3, 3B, HR. Schroyer fifth save.
3/6	CS Northridge#	W	10-2	2,214	Averill (5-0)	Rosales (1-3)	25-1	Pedroia 4-for-5 with three doubles.
3/7	Southern Utah#	W	19-0 (7)	2,632	Sopko (3-0)	Shepherd (0-2)	26-1	Buck goes 5-for-5 and hits for cycle (7 RBI).
3/8	Utah#	W	6-4	2,927	Vaughan (4-1)	Price (2-1)	27-1	Garrabrants game-winning double in B-8th.
3/9	CS Northridge#	W	12-2	3,389	Liebeck (5-0)	Jean (0-1)	28-1	Larish 2x4, 4 RBI, HR. Wyrick goes 3x3.
3/14	Oklahoma (#30)	L	5-6	4,155	Sopko (3-1)	McAuliff (1-0)	28-2	West and Allen 2-Run HR's. OU scores in 9th.
3/15	Oklahoma (#30)	W	10-3	3,806	Liebeck (6-0)	Blair (2-2)	29-2	Guerrero 3x6, 3 2B. Allen 3x5, 2 RBI in win.
3/16	Oklahoma (#30)	W	10-2	2,900	Averill (6-0)	Purcey (0-2)	30-2	Pedroia 2x4, 2 2B. Averill 3 H, 0 ER in 5.0 IP.
3/18	Wichita State (#29)	W	9-2	3,099	Vaughan (5-1)	Uhlmansiek (3-1)	31-2	Wyrick 3x3, 2 R. Vaughan 7 K's in 4.0 IP.
3/19	Wichita State (#29)	L	3-6	2,417	Beatty (0-1)	Sanders (3-0)	31-3	Four-run 1st inning proves costly. Pedroia 2x4.
3/22	Stanford* (#6)	W	7-6 (11)	4,019	Schroyer (4-0)	Manship (0-2)	32-3	Wyrick 3x6, 3 RBI and game-winner in 11th.
3/23	Stanford* (#6)	L	8-9 (10)	3,483	Schroyer (4-1)	O'Hagan (2-0)	32-4	ASU scores seven in 8th and 9th before losing in 10th.
3/24	Stanford* (#7)	L	2-4	3,397	Sopko (3-2)	Romanczuk (6-0)	32-5	Devils limited to season-low five hits in loss.
3/28	@USC*	6 p.m.						
3/29	@USC*	1 p.m.						
3/29	@USC*	1 p.m.						
4/2	New Mexico	7 p.m.						
4/7	Grand Canyon	7 p.m.						
4/11	@California*	2 p.m.						
4/12	@California*	1 p.m.						
4/13	@California*	1 p.m.						
4/17	UCLA*	7 p.m.						
4/18	UCLA*	7 p.m.						
4/19	UCLA*	1 p.m.						
4/25	Washington State*	7 p.m.						
4/26	Washington State*	7 p.m.						
4/27	Washington State*	12 p.m.						
4/30	@Oklahoma\$	7 p.m.						
5/6	UC Irvine	7 p.m.						
5/12	@Oregon State*	5 p.m.						
5/13	@Oregon State*	4 p.m.						
5/14	@Oregon State*	4 p.m.						
5/17	@Washington*	1 p.m.						
5/18	@Washington*	1 p.m.						
5/19	@Washington*	6:30 p.m.						
5/23	Arizona*	7 p.m.						
5/24	Arizona*	7 p.m.						
5/25	Arizona*	1 p.m.						

\* Pac-10 Game, ^ Coca-Cola Spring Training College Baseball Classic (Surprise, Ariz.)

# Bob Schaefer Memorial Classic, \$ Played at SBC Bricktown Ballpark



# Sun Devil Baseball 2003



## Arizona State Sun Devil Baseball Overall Statistics

**Record: 32-5 Home: 21-4 Away: 8-1 Neutral: 3-0 Pac-10: 1-2**

Player	AVG	GP-GS	AB	R	H	2B	3B	HR	RBI	TB	SLG%	BB	HBP	SO	GDP	OB%	SF	SH	SB-ATT	PO	A	E	FLD%
2 Dustin Pedroia...	.432	37-37	155	42	67	23	1	2	27	98	.632	18	4	9	2	.500	1	2	1-2	53	110	6	.964
5 Dennis Wyrick....	.418	30-16	79	22	33	5	1	1	18	43	.544	8	6	11	0	.500	1	1	5-6	18	34	5	.912
30 Mike Guerrero....	.404	26-8	52	15	21	11	2	1	18	39	.750	4	2	9	0	.466	0	1	0-0	55	7	1	.984
11 Jeff Larish.....	.381	34-33	113	45	43	8	2	11	58	88	.779	45	2	21	3	.549	4	1	2-2	247	18	2	.993
32 Frank Mesa.....	.370	28-20	73	25	27	4	0	1	14	34	.466	16	1	6	2	.484	1	0	2-2	13	40	4	.930
4 Travis Buck.....	.365	36-35	126	34	46	8	3	2	26	66	.524	18	5	16	3	.457	2	4	6-6	44	1	3	.938
19 Joel Bocchi.....	.358	26-21	67	13	24	7	0	2	20	37	.552	8	3	16	1	.449	0	0	1-1	140	15	5	.969
9 Steve Garabrants	.339	36-33	118	30	40	13	2	5	39	72	.610	16	2	17	1	.411	5	1	14-17	52	92	7	.954
14 Andre Ethier.....	.336	37-36	131	38	44	7	1	2	31	59	.450	27	8	14	2	.465	4	0	2-3	68	2	1	.986
39 Tuffy Gosewisch..	.333	28-16	60	15	20	3	0	0	17	23	.383	4	0	7	0	.364	2	2	0-0	150	7	0	1.000
8 Jeremy West.....	.310	35-30	100	40	31	4	0	9	33	62	.620	27	10	20	2	.496	0	0	2-4	26	0	1	.963
10 Rod Allen.....	.295	32-24	95	24	28	3	1	4	31	45	.474	8	4	11	2	.357	5	0	1-3	27	1	1	.966
31 Ryan Bosch.....	.218	33-20	78	20	17	2	0	2	18	25	.321	13	1	21	5	.326	3	0	3-5	43	1	0	1.000
-----																							
16 Nick Cadena.....	.429	5-0	7	2	3	1	0	0	1	4	.571	2	0	1	0	.556	0	0	0-0	1	1	0	1.000
20 Nick Walsh.....	.250	29-4	36	12	9	1	0	0	5	10	.278	7	3	4	1	.413	0	1	1-1	6	12	2	.900
27 Bryce Kartler....	.000	12-1	9	2	0	0	0	0	0	0	.000	5	0	6	0	.357	0	0	0-0	4	1	0	1.000
60 Garrett Schoenber	.000	3-0	2	0	0	0	0	0	0	0	.000	0	0	1	0	.000	0	0	0-0	3	0	0	1.000
Totals.....	.348	37-37	1303	379	453	100	13	42	356	705	.541	227	52	191	24	.455	28	13	40-52	972	390	42	.970
Opponents.....	.253	37-37	1231	142	311	53	9	17	134	433	.352	113	31	311	19	.328	12	18	29-45	906	357	77	.943

LOB - Team (338), Opp (293). DPs turned - Team (27), Opp (34). CI - Team (2), West 1, Bocchi 1. IBB - Team (8), West 3, Larish 2, Mesa 1, Pedroia 1, Ethier 1. Picked off - Garabrants 1, Gosewisch 1, Allen 1.


(All games Sorted by Earned run avg)

Player	ERA	W-L	APP	GS	CG	SHO/CBO	SV	IP	H	R	ER	BB	SO	2B	3B	HR	AB	B/Avg	WP	HBP	BK	SFA	SHA
12 Ryan Schroyer....	0.42	4-1	16	0	0	0/0	6	21.1	15	2	1	4	26	1	1	0	79	.190	2	0	0	0	0
45 Erik Averill.....	2.20	6-0	10	8	0	0/1	0	45.0	38	17	11	10	35	9	1	1	168	.226	1	7	4	2	2
41 Mark Sopko.....	2.75	3-2	15	6	0	0/3	0	39.1	41	12	12	7	33	5	1	2	147	.279	6	6	0	0	2
47 Jered Liebeck....	2.90	6-0	10	10	1	1/1	0	49.2	54	19	16	15	31	5	2	2	189	.286	1	0	0	2	2
40 Ben Thurmond....	3.28	3-0	10	6	0	0/1	0	35.2	38	16	13	4	34	8	1	4	141	.270	2	1	2	2	1
26 Beau Vaughan....	4.15	5-1	15	2	0	0/1	0	43.1	38	26	20	15	56	6	1	2	160	.237	1	5	2	2	7
15 Robbie McClellan.	4.28	4-0	14	2	0	0/1	0	27.1	29	13	13	23	30	9	0	1	106	.274	2	3	1	1	1
-----																							
38 Josh Perrault....	0.00	0-0	1	0	0	0/0	0	1.0	0	0	0	0	1	0	0	0	3	.000	0	1	0	0	0
31 Ryan Bosch.....	0.00	0-0	1	0	0	0/0	0	0.2	2	1	0	1	1	0	0	0	3	.667	0	0	0	0	0
22 Matt Leaf.....	3.00	0-0	5	1	0	0/1	0	6.0	5	2	2	3	4	1	0	0	24	.208	0	1	0	0	1
3 Javy Lopez.....	3.09	1-0	11	0	0	0/1	0	11.2	14	4	4	2	6	1	0	1	45	.311	0	1	0	2	1
49 Brett Bordes....	3.38	0-0	14	0	0	0/1	0	16.0	13	6	6	13	17	2	0	2	61	.213	0	0	1	0	0
48 Carlos Arguello..	5.06	0-0	10	0	0	0/2	0	10.2	9	9	6	3	11	2	0	1	41	.220	1	3	1	1	1
55 Chris Beatty....	7.11	0-1	8	1	0	0/1	0	6.1	7	5	5	5	8	3	1	0	26	.269	0	2	0	0	0
27 Bryce Kartler....	9.00	0-0	12	1	0	0/0	0	10.0	8	10	10	8	18	1	1	1	38	.211	1	1	0	0	0
Totals.....	3.31	32-5	37	37	1	5/4	6	324.0	311	142	119	113	311	53	9	17	1231	.253	17	31	11	12	18
Opponents.....	9.06	5-32	37	37	1	0/0	2	302.0	453	379	304	227	191	100	13	42	1303	.348	43	52	13	28	13

PB - Team (6), Bocchi 4, Gosewisch 2, Opp (9). Pickoffs - Team (5), Vaughan 1, Thurmond 1, Sopko 1, Liebeck 1, McClellan 1, Opp (3). SBA/ATT - Bocchi (16-25), Gosewisch (9-12), Liebeck (5-12), Sopko (6-9), Vaughan (3-6), McClellan (5-5), Thurmond (3-4), Lopez, J. (2-3), Averill (2-3), West (3-3), Arguello (1-1), Leaf (1-1), Schroyer (1-1).



# Sun Devil Baseball 2003




## Arizona State Sun Devil Baseball Fielding Statistics

2003 Arizona State Sun Devil Baseball  
Overall Statistics for Arizona State (as of Mar 25, 2003)  
(All games Sorted by Fielding pct)

Player	C	PO	A	E	FLD%	DPS	SBA	CSB	SBA%	PB	CI
39 Tuffy Gosewisch..	157	150	7	0	1.000	1	9	3	.750	2	0
31 Ryan Bosch.....	44	43	1	0	1.000	1	0	0	---	0	0
26 Beau Vaughan.....	18	6	12	0	1.000	1	3	3	.500	0	0
47 Jered Liebeck....	11	2	9	0	1.000	0	5	7	.417	0	0
41 Mark Sopko.....	6	2	4	0	1.000	0	6	3	.667	0	0
49 Brett Bordes.....	5	1	4	0	1.000	0	0	0	---	0	0
3 Javy Lopez.....	5	2	3	0	1.000	0	2	1	.667	0	0
15 Robbie McClellan..	5	3	2	0	1.000	0	5	0	1.000	0	0
27 Bryce Kartler....	5	4	1	0	1.000	0	0	0	---	0	0
60 Garrett Schoenber	3	3	0	0	1.000	0	0	0	---	0	0
48 Carlos Arguello..	3	1	2	0	1.000	0	1	0	1.000	0	0
22 Matt Leaf.....	3	1	2	0	1.000	0	1	0	1.000	0	0
12 Ryan Schroyer....	2	1	1	0	1.000	0	1	0	1.000	0	0
16 Nick Cadena.....	2	1	1	0	1.000	0	0	0	---	0	0
59 Aaron Klusman....	1	1	0	0	1.000	0	0	0	---	0	0
11 Jeff Larish.....	267	247	18	2	.993	21	0	0	---	0	0
14 Andre Ethier.....	71	68	2	1	.986	0	0	0	---	0	0
30 Mike Guerrero....	63	55	7	1	.984	4	0	0	---	0	0
19 Joel Bocchi.....	160	140	15	5	.969	1	16	9	.640	4	1
10 Rod Allen.....	29	27	1	1	.966	1	0	0	---	0	0
2 Dustin Pedroia...	169	53	110	6	.964	18	0	0	---	0	0
8 Jeremy West.....	27	26	0	1	.963	0	3	0	1.000	0	1
9 Steve Garabrants	151	52	92	7	.954	14	0	0	---	0	0
4 Travis Buck.....	48	44	1	3	.938	0	0	0	---	0	0
32 Frank Mesa.....	57	13	40	4	.930	3	0	0	---	0	0
5 Dennis Wyrick....	57	18	34	5	.912	4	0	0	---	0	0
20 Nick Walsh.....	20	6	12	2	.900	1	0	0	---	0	0
40 Ben Thurmond.....	8	1	6	1	.875	0	3	1	.750	0	0
45 Erik Averill.....	7	1	3	3	.571	0	2	1	.667	0	0
38 Josh Perrault....	0	0	0	0	.000	0	0	0	---	0	0
55 Chris Beatty.....	0	0	0	0	.000	0	0	0	---	0	0
Totals.....	1404	972	390	42	.970	27	29	16	.644	6	2
Opponents.....	1340	906	357	77	.943	34	40	12	.769	9	0



# Sun Devil Baseball 2003



## Arizona State Sun Devil Baseball Statistics Summary

Inning-by-inning summary:

	1	2	3	4	5	6	7	8	9	EX	Total
	--	--	--	--	--	--	--	--	--	--	-----
Arizona State	46	23	48	59	60	48	35	49	10	1	379
Opponents	9	13	26	9	11	30	25	13	5	1	142

Win-loss summary:

	W	L	T	Pct
	--	--	--	----
Total	32	5	0	.865
Conference	1	2	0	.333
Non-Conf	31	3	0	.912
Home	21	4	0	.840
Away	8	1	0	.889
Neutral	3	0	0	1.000
Day	16	2	0	.889
Night	16	3	0	.842
vs Left	5	3	0	.625
vs Right	27	2	0	.931
1-Run games	3	2	0	.600
2-Run games	4	1	0	.800
5+Run games	21	1	0	.955
Extra inns	1	1	0	.500
Shutouts	5	0	0	1.000

General summary:

Current losing streak : 2  
 Longest winning streak : 19  
 Longest losing streak : 2

Home attendance : 74219 ( 25 dates avg = 2968 )  
 Away attendance : 8380 ( 12 dates avg = 698 )  
 Total attendance: 82599 ( 37 dates avg = 2232 )





# Sun Devil Baseball 2003

## Home Runs and Misc. Hitting Breakdown:

Player	Total	Multi-Hit Games				Multi RBI	HR Total	Home Run Breakdown						Last Home Run
		2	3	4	5+			H	A	Solo	2	3	GS	
Rod Allen	9 (48)	8	1	0	0	9	4 (16)	2	2	0	2	2	0	3/14/03 vs. Oklahoma
Joel Bocchi	8 (8)	6	1	1	0	6	2 (2)	1	1	0	0	2	0	2/8/03 vs. BYU
Ryan Bosch	3	3	0	0	0	4	2	1	1	0	1	0	1	3/1/03 vs. PSU
Travis Buck	11	7	3	0	1	4	2	2	0	1	0	0	1	3/7/03 vs. SUU(Grand Slam)
Nick Cadena	1 (6)	1	0	0	0	0	0 (6)	0	0	0	0	0	0	5/19/02 vs. USC
Andre Ethier	11 (30)	8	2	1	0	6	2 (6)	1	1	0	1	1	0	3/23/03 vs. Stanford
Steve Garrabrants	12 (49)	10	2	0	0	10	5 (7)	4	1	0	2	1	2	3/23/03 vs. Stanford
Tuffy Gosewisch	8 (8)	8	0	0	0	4	0	0	0	0	0	0	0	None
Mike Guerrero	3	1	1	1	0	5	1	1	0	0	0	1	0	2/28/03 vs. Penn State
Bryce Kartler	0 (2)	0	0	0	0	0	0	0	0	0	0	0	0	None
Jeff Larish	13 (25)	10	3	0	0	11	11 (14)	9	2	3	2	3	3	3/9/03 vs. CSUN (7th inning)
Ryan McKenna	0 (7)	0	0	0	0	0	0	0	0	0	0	0	0	4/1/02 at UNLV (Pinch-Hit)
Frank Mesa	8	5	2	1	0	2	1	1	0	0	1	0	0	2/7/03 vs. BYU
Dustin Pedroia	26 (51)	18	4	2	0	8	2 (3)	1	1	1	1	0	0	2/16/03 vs. OSU (5th inning)
Nick Walsh	0 (6)	0	0	0	0	0	0	0	0	0	0	0	0	4/13/01 vs. Washington State
Jeremy West	8 (46)	5	3	0	0	9	9 (28)	7	2	4	4	0	1	3/14/03 vs. Oklahoma
Dennis Wyrick	8 (50)	4	4	0	0	7	1 (1)	0	1	0	1	0	0	1/17/03 at UHH
<b>Team Totals</b>	<b>127</b>	<b>93</b>	<b>27</b>	<b>6</b>	<b>1</b>	<b>85</b>	<b>42</b>	<b>30</b>	<b>12</b>	<b>9</b>	<b>15</b>	<b>10</b>	<b>8</b>	<b>Ethier (3/23/03 vs. Stanford)</b>

(x) = career games.

## Lineup Card - Record Breakdown:

- 1 - Pedroia (32-4), Walsh (0-1)
- 2 - Buck (27-3), Pedroia (0-1), Wyrick (4-1), Ethier (1-0)
- 3 - Larish (21-3), Ethier (8-1), Guerrero (3-1)
- 4 - West (19-3), Allen (2-0), Larish (1-1), Ethier (10-0), Garrabrants (0-1)
- 5 - Ethier (11-2), Larish (7-0), Allen (2-1), Bosch (1-0), West (5-0), Garrabrants (6-0), Wyrick (0-1), Mesa (0-1)
- 6 - West (2-0), Allen (8-0), Mesa (12-1), Wyrick (5-1), Guerrero (2-1), Buck (0-1), Bosch (1-0), Garrabrants (5-0), Ethier (0-1)
- 7 - Mesa (6-0), Bocchi (1-0), Allen (7-0), Bosch (5-0), Wyrick (2-1), Guerrero (1-0), West (1-0), Garrabrants (5-2), Buck (3-1), Ethier (1-1)
- 8 - Bocchi (16-3), Wyrick (1-0), Gosewisch (13-0), Bosch (1-0), Allen (1-2)
- 9 - Garrabrants (13-1), Walsh (3-0), Bosch (12-0), Allen (2-2), Gosewisch (2-1), Bocchi (0-1)

## Starters By Position Breakdown:

- C - Bocchi (21), Gosewisch (16)  
 1B - Larish (31), Guerrero (6)  
 2B - Garrabrants (33), Walsh (3), Mesa (1)  
 3B - Mesa (19), Wyrick (16), Larish (2)  
 SS - Pedroia (37)  
 LF - Buck (25), Allen (12)  
 CF - Bosch (20), Allen (9), Ethier (8)  
 RF - Ethier (28), Buck (9)  
 DH - West (29), Walsh (1), Allen (3), Guerrero (2), Buck (1)  
 P - Sopko (6), Leaf (1), Liebeck (10), Averill (8), Kartler (1), Thurmond (6), Vaughan (2), McClellan (2), Beatty (1)

## Attendance (Through 37 Games)

**Home Attendance:** 74,219 (25 games; 2,968 Avg.)  
**Away Attendance:** 8,380 (12 dates)  
**Total Attendance:** 82,599 (37 dates)  
**Overall Average Attendance:** 2,232

## Sun Devils Record When They Score:

Runs	0	1	2	3	4	5	6	7	8	9	10+
W-L	0-0	0-0	0-1	1-1	2-0	0-2	3-0	3-0	1-1	3-0	19-0

## Sun Devils Record When Opponent Scores:

Runs	0	1	2	3	4	5	6	7	8	9	10+
W-L	5-0	2-0	6-0	5-0	4-1	5-0	2-2	1-0	1-0	1-1	0-1

## Score By Innings In All Games:

Inning	1	2	3	4	5	6	7	8	9	Ex	Total
ASU	46	23	48	59	60	48	35	49	10	1	379
Opp.	9	13	26	9	11	30	25	13	5	1	142

## Score By Innings In Pac-10 Games:


Inning	1	2	3	4	5	6	7	8	9	Ex	Total
Opp.	2	3	1	1	2	3	3	3	0	1	19
ASU	0	0	0	2	1	3	2	5	3	1	17

## Current Hitting Streaks:

Player	2003 Longest	Career Long	Current Streak
Rod Allen	3	17	1
Joel Bocchi	5	5	0
Ryan Bosch	3	3	0
Travis Buck	7	7	0
Nick Cadena	2	4	0
Andre Ethier	8	8	2
Steve Garrabrants	6	11	2
Tuffy Gosewisch	4	4	0
Mike Guerrero	4	4	0
Jeff Larish	9	10	0
Ryan McKenna	0	7	1
Frank Mesa	5	5	0
Dustin Pedroia	17	22	7
Garrett Schoenberger	0	1	0
Nick Walsh	3	3	0
Jeremy West	3	10	1
Dennis Wyrick	7	9	3



# Sun Devil Baseball 2003



## Sun Devil Baseball's Record in 2003 When...

(Through 37 games of 2003 Season)

Overall .....	32-5
At Packard Stadium .....	21-4
Playing on the Road .....	8-1
at Neutral Site .....	3-0
Day Games .....	16-2
Night Games .....	16-3

Scoring 1-4 Runs .....	3-2
Scoring 5-9 Runs .....	10-3
Scoring 10-19 Runs .....	19-0
Scoring 20+ Runs .....	1-0

Opp. 5 or less runs .....	27-1
Opp. 6 or more runs .....	5-4

ASU Scores First .....	23-1
Opp. Scores First .....	9-4
Scoring in 1st Inning .....	17-0

Leading After 6 Innings .....	28-1
Trailing After 6 Innings .....	1-4
Tied After 6 Innings .....	3-0

Leading After 8 Innings .....	29-0
Trailing After 8 Innings .....	0-4
Tied After 8 Innings .....	3-1

Last At-Bat Wins .....	6
After a Win .....	28-4
After a Loss .....	3-1

Collecting 1-3 Hits .....	0-0
Collecting 4-6 Hits .....	1-1
Collecting 7-9 Hits .....	5-1
Collecting 10+ Hits .....	25-3

Out-Hitting Opponent .....	23-3
Out-Hit by Opponent .....	5-2
Hits are Tied .....	3-0

ASU is Errorless .....	14-0
ASU Makes 1 Error .....	7-3
ASU Makes 2+ Errors .....	11-2

ASU Starter Gets Decision .....	17-1
Bullpen Gets Decision .....	15-4

One-Run Games .....	3-2
Two-Run Games .....	4-1
Three-Run Games .....	1-1

ASU Hits 0 Home Runs .....	11-3
ASU Hits 1 Home Run .....	10-0
ASU Hits Multiple HR .....	11-2

Vs. LHP Starters .....	6-3
Vs. RHP Starters .....	26-2

In Extra Innings .....	1-1
Doubleheaders .....	4-0

Vs. Non-Conference .....	31-3
Non-Conference Home .....	20-2
Non-Conference Away .....	8-1
Non-Conference Neutral .....	3-0

Vs. Pac-10 (League Games) .....	1-2
Pac-10 Home .....	1-2
Pac-10 Away .....	0-0

Vs. Ranked Opponents* .....	8-5
Vs. Top 10 Opponents* .....	1-2
Vs. Unranked Teams* .....	24-0

\*Top 30 ranking at time played.

### VS. PAC-10 SCHOOLS

Arizona .....	0-0
California .....	0-0
Oregon State .....	1-0
Stanford .....	1-2
UCLA .....	0-0
USC .....	0-0
Washington .....	0-0
Washington State .....	0-0
Overall vs. Pac-10 .....	2-2

### DAYS OF THE WEEK

Monday .....	1-1
Tuesday .....	1-0
Wednesday .....	0-1
Thursday .....	3-0
Friday .....	8-2
Saturday .....	8-0
Sunday .....	9-1
Midweek Games .....	5-0
Weekend Games .....	27-4

### MONTHS OF THE YEAR

January .....	9-1
February .....	13-0
March .....	10-4
April .....	0-0
May .....	0-0
June .....	0-0

### UNIFORMS/HATS

White Home .....	16-3
Gray Sleeveless .....	3-1
Home/Away Maroon .....	13-1
Black Shoes .....	6-0
White Shoes .....	26-5

### PITCHING

Sopko Starts .....	5-1
Averill Starts .....	8-0
Leaf Starts .....	1-0
Kartler Starts .....	1-0
Vaughan Starts .....	2-0
Liebeck Starts .....	9-1
Thurmond Starts .....	4-2
McClellan Starts .....	2-0
Beatty Starts .....	0-1

Starter Goes Less Than 5 .....	15-3
Starter Goes 5+ .....	17-2

### MISC. HITTING

Larish Records Hit .....	24-3
Larish Hits HR .....	10-0
Pedroia Records Hit .....	31-4
Pedroia Multi-Hit Game .....	21-3
TV Games .....	3-1
Radio Games .....	9-4

Longest Win Streak .....	19
Longest Losing Streak .....	2
Last Five Games .....	2-3
Last 10 Games .....	6-4
Last 15 Games .....	11-4
Last 20 Games .....	16-4
Current Streak .....	L-2

Largest Winning Margin .....	19
Largest Losing Margin .....	6

Vs. Teams .500 or better .....	13-5
Vs. Teams worse than .500 .....	16-0

### LEADING OFF

Pedroia Leads Off .....	32-4
Walsh Leads Off .....	0-1
Garrabrants Leads Off .....	0-0



# Sun Devil Baseball 2003

## Sun Devil Baseball Team and Player Superlatives

(Through 37 games of 2003 Season)

### 2003 Arizona State Team Superlatives

#### TEAM BATTING

Most At-Bats:	42 - 2x	BYU (2/7)
Fewest At-Bats:	30 - 2x	BYU (2/8)
Most Runs (Game):	24	SDSU (1/26)
Most Runs (Inning):	9 - 2x	Notre Dame (2/23)
Most Runs (1st Inning):	7	UHH (1/19)
Fewest Runs (Game):	2	STAN (3/24)
Most Hits (Game):	22	SUU (3/7)
Fewest Hits (Game):	5	STAN (3/24)
RBI:	22	SDSU (1/26)
Doubles:	7	Oklahoma (3/15)
Triples:	2	UHH (1/16)
Home Runs:	4	UHH (1/18)
Total Bases:	38	UHH (1/18)
Walks:	13	Gonzaga (2/14)
Most Strikeouts:	12	Stanford (3/22)
Fewest Strikeouts:	1	UHH (1/19)
Sacrifice Bunts:	2 - 2x	Stanford (3/22)
Sacrifice Flies:	3	UHH (1/19)
Stolen Bases:	5 - 2x	SUU (3/7)
Left on Base:	16	Gonzaga (2/14)
Hit into DP:	3	Wichita State (3/19)
Hit by Pitches:	4	UHH (1/19)

#### TEAM FIELDING

Most Putouts:	33	Stanford (3/22)
Most Assists:	16	Gonzaga (2/17)
Most Errors:	3 - 4x	Stanford (3/23)
DPs Turned:	3	UHH (1/18)

#### TEAM PITCHING

Most Runs Allowed:	11	LBSU (1/31)
Fewest Runs Allowed:	0 - 4x	PSU (2/28)
Most Hits Allowed:	14	LBSU (1/31)
Fewest Hits Allowed:	2	UHH (1/19)
Most Strikeouts:	16	Utah (3/8)
Fewest Strikeouts:	2 - 2x	LBSU (2/2)
Most Walks:	6 - 4x	Notre Dame (2/22)
Fewest Walks:	0 - 2x	Notre Dame (2/23)
Hit-by-Pitches:	3	UHH (1/16)
Wild Pitches:	2 - 2x	Gonzaga (2/14)
Balks:	1 - 7x	Stanford (3/22)
Home Runs Allowed:	2 - 3x	Oklahoma (3/14)

#### MISCELLANEOUS

Consecutive Wins:	19	2/1-3/9
Consecutive Losses:	1	1/31, 3/14
Home Wins In a Row:	17	1/24-3/9
Road/Neutral Wins In a Row:	6	1/16-1/19
Longest Game:	4:12	Stanford (3/22)
Shortest Game:	2:00	UHH (1/19)
Most Innings:	11	Stanford (3/22)
Fewest Innings:	5.0	UHH (1/19)
Most Pitchers Used:	7	SDSU (1/26)
Largest Home Attendance:	4,155	OKLA (3/14)
Largest Road Attendance:	1,334	LBSU (1/31)
Largest Overall Attendance:	324	UHH (1/16)
Largest 3-Game Home Attendance:	STAN	10,899 (3,633 avg.)

### 2003 Arizona State Player Superlatives

#### INDIVIDUAL BATTING

At-Bats:	7	Buck (BYU; 2/7)
Runs:	5	Ethier (SDSU; 1/26)
Hits:	5	Buck (SUU; 3/7)
RBIs:	9	Larish (SDSU; 1/26)
Doubles:	3 - 2x	Guerrero (OKLA; 3/15)
Triples:	1 - 13x	Allen (STAN; 3/24)
Home Runs:	2 - 2x	West (ND; 2/22)
Grand Slams:	1 - 8x	last by Buck (SUU; 3/7)
Total Bases:	11	Buck (SUU; 3/7)
Walks:	4	West (OKLA; 3/15)
Strikeouts:	3	Bosch (LBSU; 2/2)
Hit By Pitch:	2	Pedroia (UHH; 1/17)
Sacrifice Flies:	2	Allen (UHH; 1/19)
Sacrifice Bunts:	2	Gosewisch (CSUN; 3/9)
Stolen Bases:	2 - 5x	Wyrick (WST; 3/18)
Runners LOB:	7	Wyrick (UHH; 1/17)

#### INDIVIDUAL FIELDING

Putouts:	15	Gosewisch (Utah; 3/8)
Assists (INF):	6 - 4x	Pedroia/Garrabrants (PSU; 3/2)
Assists (OF):	1 - 3x	Ethier (Dayton; 2/21)
Errors:	2 - 5x	last Bocchi (STAN; 3/23)
Passed Balls:	1 - 6x	last Bocchi (WST; 3/18)

#### INDIVIDUAL PITCHING

Innings Pitched:	9.0	Liebeck (LBSU; 2/1)
Runs Allowed:	7	Kartler (SDSU; 1/26)
Walks:	4	Vaughan (ND; 2/22)
Strikeouts:	9	Vaughan (UHH; 1/17)
Hits Allowed (S):	9	Thurmond (STAN; 3/24)
Fewest Hits (S):	1 - 2x	Averill (SDSU; 1/26)
Wild Pitches:	2	Schroyer (SDSU; 1/24)
Hit Batters:	3	Sopko (UHH; 1/16)
Balks:	1 - 9x	Bordes/McClellan (STAN; 3/23)

### Team Hitting Breakdown


	Record	AVG	AB	R	H	2B	3B	HR	RBI
Home	21-4	.340	886	258	301	70	7	30	239
Road	8-1	.378	323	97	122	26	4	9	93
Neutral	3-0	.319	94	24	30	4	2	3	24
Jan.	9-1	.388	361	125	140	31	4	15	119
Feb.	13-0	.319	451	130	144	22	3	18	124
March	10-4	.344	491	124	169	47	6	9	113
April	0-0	.000	0	0	0	0	0	0	0
May	0-0	.000	0	0	0	0	0	0	0
June	0-0	.000	0	0	0	0	0	0	0
Day	16-2	.336	622	194	209	43	5	27	182
Night	16-3	.358	681	185	244	57	8	15	174

### Team Pitching Breakdown

	Record	ERA	IP	H	R	ER	BB	SO
Home	21-4	3.54	226.0	231	103	89	76	225
Road	8-1	2.66	71.0	54	28	21	27	65
Neutral	3-0	3.00	27.0	26	11	9	10	21
Jan.	9-1	4.28	80.0	75	43	38	34	90
Feb.	13-0	2.54	117.0	107	45	33	41	87
March	10-4	3.40	127.0	129	54	48	38	134
April	0-0	0.00	0.0	0	0	0	0	0
May	0-0	0.00	0.0	0	0	0	0	0
June	0-0	0.00	0.0	0	0	0	0	0
Day	16-2	3.69	156.0	147	72	64	54	138
Night	16-3	2.95	168.0	164	70	55	59	173



# Sun Devil Baseball 2003



## Games With At Least One Hit

Allen	19 of 29 games
Bocchi	13 of 25 games
Bosch	14 of 27 games
Buck	28 of 36 games
Cadena	2 of 4 games
Ethier	29 of 36 games
Garrabrants	26 of 36 games
Gosewisch	12 of 21 games
Guerrero	15 of 23 games
Larish	27 of 34 games
Mesa	15 of 26 games
Pedroia	35 of 37 games
Walsh	9 of 23 games
West	19 of 35 games
Wyrick	21 of 29 games

\*must be an official at-bat to count

## Games With An RBI

Allen	16 of 29 games
Bocchi	12 of 26 games
Bosch	10 of 27 games
Buck	17 of 36 games
Cadena	1 of 4 games
Ethier	20 of 36 games
Garrabrants	21 of 36 games
Gosewisch	12 of 21 games
Guerrero	11 of 24 games
Larish	25 of 34 games
Mesa	10 of 26 games
Pedroia	18 of 37 games
Walsh	4 of 24 games
West	19 of 34 games
Wyrick	12 of 29 games

\*may reflect walk with an RBI

## Extra Base Hits

Pedroia	26
Larish	21
Garrabrants	19
Guerrero	14
West	13
Buck	12
Bocchi	9
Ethier	9
Allen	8
Wyrick	7
Mesa	5
Bosch	4
Gosewisch	3
Cadena	1
Walsh	1

## Home Run Breakdown

Total Home Runs	42
Solo Home Runs	9
2-Run Home Runs	15
3-Run Home Runs	10
Grand Slams	8
Back-to-Back	1
First Inning	3
Second Inning	1
Third Inning	6
Fourth Inning	10
Fifth Inning	6
Sixth Inning	5
Seventh Inning	6
Eighth Inning	4
Ninth Inning	1
Tenth or later	0
Pinch-Hit Home Runs	1

## Breaking Down the Bullpen:

2003 Season Bullpen Stats							1st Batters								
Pitcher	G	W-L-S	ERA	IP	H	R-ER	RI/S	Retired/Faced	Last Relief App.	IP	H	R	ER	BB	SO
Arguello	10	0-0-0	5.06	10.2	9	9-6	2/0	7/10	3/24 vs. STAN	1.2	0	0	0	0	1
Averill	2	1-0-0	0.00	7.2	3	1-0	1/0	2/2	2/28 vs. PSU (w)	5.2	3	0	0	0	6
Beatty	7	0-0-0	1.69	5.1	4	1-1	4/3	3/7	3/15 vs. OKLA	0.1	0	0	0	0	0
Bordes	14	0-0-0	3.38	16.0	13	6-6	17/7	10/14	3/24 vs. STAN	0.1	1	0	0	1	0
Bosch	1	0-0-0	0.00	0.2	2	1-0	2/2	0/1	1/18 @ UHH	0.2	1	1	0	1	1
Kartler	11	0-0-0	11.25	8.0	8	10-10	8/3	6/11	3/24 vs. STAN	0.1	1	0	0	0	0
Leaf	4	0-0-0	0.00	4.0	2	0-0	0/0	4/4	3/7 vs. SUU	1.0	0	0	0	1	1
Lopez	11	1-0-0	3.09	11.2	14	4-4	6/3	6/11	3/9 vs. CSUN	0.2	2	0	0	0	0
McClellan	12	3-0-0	5.59	19.1	20	12-12	5/4	6/12	3/23 vs. STAN	4.0	4	3	3	1	3
Perrault	1	0-0	0.00	1.0	0	0-0	0/0	1/1	3/23 vs. STAN	1.0	0	0	0	0	0
Schroyer	16	4-1-6	0.42	21.1	15	2-1	9/2	13/16	3/23 vs. STAN (I)	1.0	2	1	1	0	0
Sopko	9	1-2-0	4.67	17.1	18	9-9	7/3	6/9	3/24 vs. STAN (I)	0.0	2	2	2	0	0
Thurmond	3	1-0-0	0.00	5.0	1	0-0	0/0	3/3	2/7 vs. BYU (w)	2.0	0	0	0	0	1
Vaughan	13	3-1-0	4.96	32.2	29	22-18	15/3	11/13	3/22 vs. STAN	3.2	5	4	4	2	7

RI = Runners Inherited S = Runners Scored

## Charting The Bullpen:

Opponent	Date	W-L-S	Pitchers	Inning Entered	IP	H	R-ER	BB	SO
UHH	1/16	W	Bordes/McCl/Lopez/Beatty/Vaughan	3rd	6.2	2	0-0	4	9
UHH - 1	1/17	W/S	Vaughan/Beatty/Schroyer	3rd	7.0	6	3-3	2	13
UHH - 2	1/17	---	Lopez	7th	1.0	0	0-0	0	0
UHH	1/18	---	Bosch	8th	0.2	2	1-0	1	1
UHH - 1	1/19	---	Thurmond	4th	2.0	1	0-0	1	2
UHH - 2	1/10	W	Arguello/McClellan/Bordes/Schroyer	3rd	5.0	5	5-5	5	6
SDSU	1/24	W/S	Kartler/McClellan/Schroyer	5th	4.1	7	3-3	2	7
SDSU	1/25	W	Vaughan/Schroyer	6th	4.0	4	2-2	1	4
SDSU	1/26	---	Thurmond/Kartler/Bordes/Arguello/Lopez/Leaf	5th	4.0	8	9-9	4	8
LBSU	1/31	L	Vaughan/McClellan/Bordes/Arguello/Kartler	4th	5.0	9	11-9	4	2
LBSU	2/2	---	Vaughan/Schroyer	7th	2.1	1	0-0	0	1
BYU	2/6	W	Lopez/McClellan/Vaughan/Schroyer	5th	4.0	5	4-2	5	4
BYU	2/7	W	Thurmond/Leaf/Beatty/McClellana	5th	4.0	2	0-0	2	2
BYU	2/8	W	Vaughan/Lopez/Bordes/Schroyer	3rd	6.2	4	0-0	2	8
GU	2/14	W	Sopko	3rd	7.0	3	0-0	0	5
OKST	2/15	---	Bordes/Lopez/Kartler/Schroyer	6th	4.0	4	2-2	4	2
OSU	2/16	---	Kartler/Lopez/McClellan/Leaf/Arguello	5th	4.0	3	1-1	0	4
GU	2/17	W	Thurmond/Beatty/McClellan	3rd	7.0	9	2-2	3	4
DAY	2/21	---	Averill	8th	2.0	0	1-0	1	1
ND	2/22	---	Bordes/Schroyer	6th	3.1	2	0-0	2	6
ND	2/23	W/S	Sopko/Beatty/Lopez/Schroyer	6th	4.0	9	7-7	0	2
PSU	2/28	W	Averill/Arguello	3rd	6.2	3	0-0	0	7
PSU	3/1	---	Sopko/Beatty/Lopez/Kartler	6th	4.0	2	0-0	3	6
PSU	3/2	S	Vaughan/Bordes/Schroyer	6th	4.0	8	5-5	1	5
CSUN	3/6	---	Lopez/McClellan	7th	3.0	1	0-0	0	4
SUU	3/7	---	Arguello/Leaf	6th	2.0	0	0-0	1	3
UTAH	3/8	W/S	Vaughan/Schroyer	4th	5.1	1	0-0	0	8
CSUN	3/9	---	Bordes/Lopez/Kartler/McClellan	6th	4.0	3	0-0	3	3
OKLA	3/14	L	Vaughan/Bordes/McClellan/Sopko/Schroyer	6th	3.2	3	3-1	4	4
OKLA	3/15	---	Kartler/Sopko/Beatty/Arguello	6th	3.2	2	0-0	0	6
OKLA	3/16	---	Vaughan/Bordes/Arguello	6th	4.0	4	1-1	0	5
Wichita St.	3/18	W	Vaughan/Arguello/Sopko/Schroyer	4th	6.0	5	2-0	3	9
Wichita St.	3/19	---	Sopko/Bordes/Kartler	2nd	8.0	5	2-2	2	6
Stanford	3/22	W	Vaughan/Kartler/Schroyer	4th	7.0	6	4-4	2	9
Stanford	3/23	L	Sopko/McClellan/Perrault/Bordes/Schroyer	2nd	7.0	9	6-6	2	7
Stanford	3/24	L	Kartler/Sopko/Bordes/Arguello	7th	2.1	4	2-2	1	1

## Starters vs. The Bullpen

		W-L	IP	H	R	ER	BB	SO
Starting Pitchers	2.92 ERA	17-1	160.1	169	65	52	47	133
		W-L-S	IP	H	R	ER	BB	SO
Relief Pitchers	3.68 ERA	15-4-6	163.2	142	77	67	66	178





# Sun Devil Baseball 2003

## Sun Devil Pitchers -- Career Game-by-Game

### Carlos Arguello • LHP • #48

2003	Opp.	S/R	W/L	IP	H	R	ER	BB-SO
1/19	UHH - 2	R	---	1.0	3	4	4	2-0
1/26	SDSU	R	---	0.2	1	1	1	0-1
1/31	@ LBSU	R	---	1.0	2	3	1	0-0
2/16	OSU	R	---	1.0	1	0	0	0-2
2/28	PSU	R	---	1.0	0	0	0	0-1
3/7	SUU	R	---	1.0	0	0	0	0-2
3/15	Oklahoma	R	---	1.0	0	0	0	0-2
3/16	Oklahoma	R	---	2.0	2	0	0	0-2
3/18	Wichita St.	R	---	0.1	0	1	0	1-0
3/24	Stanford	R	---	1.2	0	0	0	0-1
Season Totals:		11	0-0	10.2	8	9	6	3-10

2002	Opp.	S/R	W/L	IP	H	R	ER	BB-SO
2/16	@ FSU	R	---	3.0	1	0	0	1-3
3/22	@ ARIZ	R	---	1.0	1	0	0	0-0
3/28	WASH	R	---	1.1	2	1	1	1-1
3/30	WASH	S	W	3.1	5	2	2	0-1
4/7	@ WSU	R	---	2.0	3	0	0	0-2
4/20	Cal	R	---	3.0	3	0	0	1-2
4/30	NMSU	R	---	1.0	0	0	0	0-2
5/10	@ STAN	R	L	2.0	2	2	2	1-2
5/14	PORT	S	W	4.0	3	0	0	2-3
5/19	USC	R	W	5.0	4	2	1	0-3
5/24	OSU	R	---	2.0	0	0	0	1-2
5/26	OSU	R	---	0.2	5	2	2	0-0
5/31	USD	R	W	2.0	1	0	0	0-1
6/1	USD	S	W	9.0	7	1	1	2-7
Season Totals:		14	5-1	39.1	37	10	9	9-29

### Erik Averill • LHP • #45

2003	Opp.	S/R	W/L	IP	H	R	ER	BB-SO
1/18	@ UHH	S	W	7.1	1	2	0	1-7
1/26	SDSU	S	W	4.0	1	0	0	0-4
2/2	@ LBSU	S	W	6.2	6	2	0	1-1
2/8	BYU	S	---	2.1	6	4	4	1-1
2/17	Gonzaga	S	---	2.0	4	3	3	2-2
2/21	Dayton	R	---	2.0	0	1	0	1-1
2/28	PSU	R	W	5.2	3	0	0	0-6
3/6	CSUN	S	W	6.0	7	2	2	1-5
3/16	Oklahoma	S	W	5.0	3	1	0	2-3
3/22	Stanford	S	---	4.0	7	2	2	0-5
Season Totals:		10	6-0	45.0	38	17	11	9-35

### Chris Beatty • LHP • #55

2003	Opp.	S/R	W/L	IP	H	R	ER	BB-SO
1/16	UHH	R	---	1.0	0	0	0	1-2
1/17	UHH - 1	R	---	0.0	2	0	0	0-0
2/7	BYU	R	---	1.0	0	0	0	0-1
2/17	Gonzaga	R	---	2.0	1	0	0	0-1
2/23	ND	R	---	0.0	0	1	1	0-0
3/1	PSU	R	---	1.0	1	0	0	2-2
3/15	Oklahoma	R	---	0.1	0	0	0	0-0
3/19	Wichita St.	S	L	1.0	3	4	4	2-2
Season Totals:		8	0-1	6.1	7	5	5	5-8

### Brett Bordes • LHP • #49

2003	Opp.	S/R	W/L	IP	H	R	ER	BB-SO
1/16	UHH	R	---	1.2	0	0	0	2-2
1/19	UHH - 2	R	---	1.0	1	1	1	1-1
1/26	SDSU	R	---	0.1	1	0	0	1-0
1/31	@ LBSU	R	---	0.1	2	1	1	0-0
2/8	BYU	R	---	1.1	0	0	0	0-3
2/15	Okl. State	R	---	2.0	2	1	1	3-2
2/22	ND	R	---	2.1	1	0	0	2-3
3/2	PSU	R	---	0.2	2	0	0	0-2
3/9	CSUN	R	---	2.0	0	0	0	1-1
3/14	Oklahoma	R	---	1.0	1	0	0	1-1
3/16	Oklahoma	R	---	1.0	1	1	1	0-2
3/19	Wichita St.	R	---	1.0	1	2	2	1-0
3/23	Stanford	R	---	1.0	0	0	0	0-0
3/24	Stanford	R	---	0.1	1	0	0	1-0
Season Totals:		14	0-0	16.0	13	6	6	13-17

### Ryan Bosch • RHP • #31

2003	Opp.	S/R	W/L	IP	H	R	ER	BB-SO
1/18	UHH	R	---	0.2	2	1	0	1-1
Season Totals:		1	0-0	0.2	2	1	0	1-1

### Bryce Kartler • LHP • #27

2003	Opp.	S/R	W/L	IP	H	R	ER	BB-SO
1/19	UHH - 2	S	---	2.0	0	0	0	0-4
1/24	SDSU	R	---	0.0	1	2	2	1-0
1/26	SDSU	R	---	0.2	4	7	7	3-1

1/31	@ LBSU	R	---	1.0	0	0	0	1-0
2/15	Okl. State	R	---	0.1	0	0	0	0-0
2/16	OSU	R	---	0.2	0	0	0	1-1
3/1	PSU	R	---	1.0	0	0	0	1-2
3/9	CSUN	R	---	0.1	0	0	0	1-1
3/15	Oklahoma	R	---	1.1	1	1	1	0-3
3/19	Wichita St.	R	---	2.0	1	0	0	0-4
3/22	Stanford	R	---	0.1	0	0	0	0-0
3/24	Stanford	R	---	0.1	1	0	0	0-0
Season Totals:		12	0-0	10.0	8	10	10	8-16

2002	Opp.	S/R	W/L	IP	H	R	ER	BB-SO
2/2	ORU	S	---	5.0	4	4	3	2-6
2/10	TENN	S	W	6.2	2	1	0	6-9
2/17	@ FSU	R	---	6.1	3	3	3	3-6
2/24	CSF	S	---	5.1	5	5	3	2-3
3/3	LMU	S	W	6.1	4	3	2	4-5
3/10	OKST	S	---	5.0	4	2	2	3-6
3/17	OKLA	S	L	5.2	10	3	3	3-6
3/24	@ ARIZ	S	L	4.0	7	8	7	5-5
3/28	WASH	R	L	0.0	1	2	2	0-0
4/6	@ WSU	S	---	3.1	3	5	4	3-2
4/13	@ UCLA	S	L	4.1	3	5	4	2-1
4/19	Cal	R	---	1.0	1	1	1	0-3
4/21	Cal	R	---	3.0	3	1	1	1-1
4/26	@ ND	R	---	0.0	0	1	1	0-0
5/12	@ STAN	R	---	0.1	0	0	0	0-1
5/15	PORT	R	---	1.2	1	0	0	0-2
5/18	USC	R	---	1.0	2	2	2	2-0
5/24	OSU	R	W	2.0	1	1	1	0-0
5/25	OSU	R	W	1.2	1	0	0	1-0
Season Totals:		18	4-4	63.2	55	46	38	37-56

2001	Opp.	S/R	W/L	IP	H	R	ER	BB-SO
2/1	S. Utah	R	---	0.1	0	0	0	0-1
2/3	S. Utah	R	---	0.1	0	0	0	0-0
2/10	Duke	R	---	0.1	2	1	1	1-0
2/17	Creighton	R	---	0.2	0	0	0	0-0
2/23	@ CSF	R	S	1.0	0	0	0	0-2
3/2	LSU	R	---	1.2	3	2	0	1-3
3/4	LSU	R	---	3.0	4	2	2	0-2
3/10	S. Florida	R	---	3.1	2	0	0	2-4
3/16	@ Cal	R	S	3.0	0	0	0	1-3
3/26	@ OSU	R	---	3.0	5	4	3	2-3
4/1	Stanford	R	---	1.0	4	3	3	0-1
4/7	@ USC	R	---	0.1	0	1	1	1-0
4/9	@ CSF	R	---	2.1	4	4	4	2-1
4/14	WSU	R	---	1.0	2	1	1	1-0
4/19	@ ORU	R	---	2.2	2	2	2	0-1
4/23	Gonzaga	R	S	0.1	1	0	0	0-1
4/29	@ Tenn	S	---	3.0	3	2	2	1-1
5/16	@ Nevada	S	---	3.1	4	2	2	2-3
5/19	UCLA	R	---	0.2	0	0	0	2-1
5/20	UCLA	R	S	2.0	4	3	3	2-4
5/26	Texas Tech	R	---	4.1	6	4	1	1-8
Season Totals:		22	0-0-4	39.0	47	31	25	21-41

2000	Opp.	S/R	W/L	IP	H	R	ER	BB-SO
3/4	Arizona	R	---	2.0	1	0	0	0-4
3/16	Maine	R	---	1.0	0	0	0	1-2
3/17	Maine	R	---	1.1	3	1	1	1-0
3/26	@ Cal	R	---	1.0	2	0	0	1-0
4/8	Oregon St.	R	---	0.2	1	1	0	0-1
4/21	UCLA	R	---	3.2	2	1	1	2-2
4/25	@ Okla.	R	---	1.1	2	2	2	5-0
4/29	@ USC	R	L	1.1	4	4	4	2-1
5/12	UW	R	S	4.0	7	5	4	2-9
Season Totals:		9	0-1-1	16.1	22	14	12	14-19

### Matt Leaf • RHP • #22

2003	Opp.	S/R	W/L	IP	H	R	ER	BB-SO
1/17	UHH - 1	S	---	2.0	3	2	2	2-0
1/26	SDSU	R	---	1.0	0	0	0	0-2
2/7	BYU	R	---	1.0	1	0	0	0-0
2/16	OSU	R	---	1.0	1	0	0	0-1
3/7	SUU	R	---	1.0	0	0	0	1-1
Season Totals:		5	0-0	6.0	5	2	2	3-4

### Javy Lopez • RHP • #3

2003	Opp.	S/R	W/L	IP	H	R	ER	BB-SO
1/16	UHH	R	---	1.0	2	0	0	0-2
1/17	UHH - 2	R	---	1.0	0	0	0	0-0
1/26	SDSU	R	---	1.1	2	1	1	0-2
2/6	BYU	R	---	1.0	1	0	0	0-1
2/8	BYU	R	---	1.2	2	0	0	1-0
2/15	Okl. State	R	---	0.2	1	1	1	1-0
2/16	OSU	R	---	0.1	0	0	0	0-0
2/23	ND	R	W	1.0	2	2	2	0-0
3/1	PSU	R	---	1.0	1	0	0	0-0
3/6	CSUN	R	---	2.0	1	0	0	0-1
3/9	CSUN	R	---	0.2	2	0	0	0-0
Season Totals:		11	1-0	11.2	15	4	4	2-6

### Jered Liebeck • RHP • #47

2003	Opp.	S/R	W/L	IP	H	R	ER	BB-SO
1/17	UHH - 2	S	W	6.0	7	2	2	2-7
1/25	SDSU	S	---	5.0	5	1	1	1-2
2/1	@ LBSU	S	W	9.0	3	0	0	1-2
2/7	BYU	S	---	4.0	7	6	3	3-4
2/16	OSU	S	W	5.0	6	3	3	3-1
2/21	Dayton	S	W	7.0	5	0	0	2-6
2/28	PSU	S	---	2.1	3	0	0	1-1
3/9	CSUN	S	W	5.0	5	2	2	1-4
3/15	Oklahoma	S	W	5.1	9	2	2	1-4

# Sun Devil Baseball 2003

## Sun Devil Pitchers -- Career Game-by-Game

### Josh Perrault • RHP • #38

2003	Opp.	S/R	W/L	IP	H	R	ER	BB-SO
3/23	Stanford	R	---	1.0	0	0	0	0-0
<b>Season Totals:</b>			<b>1</b>	<b>0-0</b>	<b>1.0</b>	<b>0</b>	<b>0</b>	<b>0-0</b>

2002	Opp.	S/R	W/L	IP	H	R	ER	BB-SO
2/1	S. Utah	R	---	0.1	0	0	0	0-0
2/17	@ FSU	S	---	0.2	0	0	0	0-0
3/24	@ ARIZ	R	---	1.0	2	1	1	0-0
4/1	@ UNLV	R	---	1.1	3	1	0	0-1
4/6	@ WSU	R	---	0.1	3	1	1	1-0
4/19	Cal	R	---	2.0	2	0	0	0-3
4/21	Cal	R	---	1.2	3	1	1	0-1
5/15	PORT	S	---	2.0	5	3	3	1-3
5/18	USC	R	---	1.0	2	2	2	1-0
<b>Season Totals:</b>			<b>9</b>	<b>0-0</b>	<b>10.1</b>	<b>17</b>	<b>9</b>	<b>3-9</b>

### Ryan Schroyer • RHP • #12

2003	Opp.	S/R	W/L	IP	H	R	ER	BB-SO
1/17	@ UHH - 1	R	S	2.1	1	0	0	1-4
1/19	@ UHH - 2	R	---	1.0	0	0	0	0-2
1/24	SDSU	R	S	1.0	1	0	0	0-2
1/25	SDSU	R	W	0.2	1	0	0	0-1
2/2	@ LBSU	R	S	1.0	1	0	0	0-1
2/6	BYU	R	W	0.1	0	0	0	0-0
2/8	BYU	R	W	2.0	1	0	0	1-3
2/15	Okla. State	R	---	1.0	1	0	0	0-0
2/22	ND	R	---	1.0	1	0	0	0-3
2/23	ND	R	S	3.0	3	0	0	0-2
3/2	PSU	R	S	1.1	1	0	0	0-3
3/8	Utah	R	S	1.0	0	0	0	0-3
3/14	Oklahoma	R	---	0.2	0	0	0	0-0
3/18	Wichita St.	R	---	1.0	1	1	0	2-0
3/22	Stanford	R	W	3.0	1	0	0	0-2
3/23	Stanford	R	L	1.0	2	1	1	0-0
<b>Season Totals:</b>			<b>16</b>	<b>4-1-6</b>	<b>21.1</b>	<b>15</b>	<b>2</b>	<b>1 4-26</b>

2002	Opp.	S/R	W/L	IP	H	R	ER	BB-SO
2/1	S. Utah	S	W	6.2	3	0	0	3-11
2/8	Tennessee	S	---	5.2	7	4	3	3-8
2/15	@ FSU	S	L	3.1	8	5	5	5-3
2/22	CSF	S	---	4.0	3	1	1	4-3
3/3	LMU	R	---	1.0	2	1	1	1-3
3/9	SJU	R	---	1.0	0	0	0	0-2
3/10	OKST	R	---	1.0	0	0	0	0-3
3/12	NMSU	R	---	0.2	0	0	0	2-2
3/16	OKLA	R	S	1.0	0	0	0	1-2
3/17	OKLA	R	---	1.1	0	0	0	0-1
3/22	@ ARIZ	R	S	1.0	0	0	0	0-3
3/23	@ ARIZ	R	S	2.0	1	0	0	1-1
3/30	WASH	R	---	2.0	1	0	0	1-4
4/1	@ UNLV	R	---	0.2	0	1	0	1-0
4/6	@ WSU	R	W	3.0	3	0	0	0-3
4/12	@ UCLA	R	W	4.0	1	0	0	3-5
4/20	Cal	R	W	3.0	2	1	1	2-3
4/24	@ OKLA	R	S	1.0	0	0	0	0-1
5/11	@ STAN	R	S	4.0	7	2	2	4-3
5/15	PORT	R	---	1.0	1	0	0	1-2
5/17	USC	R	S	2.0	1	1	1	0-2
5/24	OSU	R	---	1.0	0	0	0	0-1
5/26	OSU	R	S	3.1	3	0	0	0-3
5/31	USD	R	S	2.0	1	0	0	1-4
6/2	UH	R	---	5.0	6	2	2	2-2
<b>Season Totals:</b>			<b>25</b>	<b>4-1-8</b>	<b>60.2</b>	<b>50</b>	<b>18</b>	<b>16 35-75</b>

2001	Opp.	S/R	W/L	IP	H	R	ER	BB-SO
2/3	S. Utah	S	W	4.2	5	0	0	0-9
2/10	Duke	S	W	5.0	1	0	0	4-5
2/17	St. Mary's	S	L	3.1	4	4	4	1-4
3/3	LSU	R	---	0.2	1	2	2	1-0
3/10	S. Florida	R	---	1.0	0	0	0	0-2
3/11	S. Florida	R	---	1.0	0	0	0	1-0
3/18	@ Cal	R	---	0.2	2	3	3	2-1
3/26	@ OSU	R	---	0.1	2	2	2	0-1
4/1	Stanford	S	---	3.1	2	1	1	3-3
4/6	@ USC	S	L	2.1	6	6	6	2-1
4/14	WSU	S	---	2.0	1	2	2	2-3
4/19	@ ORU	S	---	3.0	2	0	0	5-0
5/26	@ Fullerton	R	---	1.0	2	3	3	1-0
<b>Season Totals:</b>			<b>13</b>	<b>2-2</b>	<b>28.1</b>	<b>28</b>	<b>23</b>	<b>22-29</b>

### Mark Sopko • RHP • #41

2003	Opp.	S/R	W/L	IP	H	R	ER	BB-SO
1/16	UHH	S	---	2.1	2	0	0	2-4
1/19	UHH	S	W	3.0	1	0	0	0-2
1/24	SDSU	S	---	4.2	6	2	2	1-4
1/31	LBSU	S	---	3.0	5	0	0	0-2
2/6	BYU	S	---	4.0	4	1	1	1-2
2/14	Gonzaga	R	W	7.0	3	0	0	0-5
2/23	ND	R	---	0.0	4	4	4	0-0
3/1	PSU	R	---	1.0	0	0	0	0-2
3/7	SUU	S	W	5.0	5	0	0	1-4

3/14	Oklahoma	R	L	0.2	1	1	1	0-0
3/15	Oklahoma	R	---	1.0	1	0	0	0-1
3/18	Wichita St.	R	---	0.2	1	0	0	0-2
3/19	Wichita St.	R	---	5.0	3	0	0	1-2
3/23	Stanford	R	---	2.0	3	2	2	1-3
3/24	Stanford	R	L	0.0	2	2	2	0-0
<b>Season Totals:</b>			<b>15</b>	<b>3-2</b>	<b>39.1</b>	<b>41</b>	<b>12</b>	<b>12 7-33</b>

2002	Opp.	S/R	W/L	IP	H	R	ER	BB-SO
1/31	OSU	R	---	1.0	0	0	0	0-1
2/3	S. Utah	R	---	0.2	0	0	0	0-0
2/10	TENN	R	---	1.1	3	3	2	1-1
2/15	@ FSU	R	---	1.2	1	1	1	1-1
2/22	CSF	R	---	1.2	1	0	0	0-1
3/3	LMU	R	---	0.2	0	0	0	0-0
3/5	NMSU	R	S	2.0	2	1	1	1-1
3/9	SJU	R	---	1.0	1	0	0	0-1
3/12	NMSU	R	L	0.0	1	1	1	1-0
3/17	OKLA	R	---	2.0	3	4	4	3-3
3/22	@ ARIZ	R	W	2.0	1	0	0	1-1
3/28	WASH	R	---	0.0	2	3	3	1-0
3/30	WASH	R	---	2.2	2	2	2	1-1
4/5	@ WSU	R	---	2.0	3	1	1	0-0
4/14	@ UCLA	R	---	1.0	1	0	0	0-0
4/20	Cal	R	---	1.0	0	0	0	1-2
4/21	Cal	R	---	0.1	0	0	0	0-1
4/24	@ OKLA	R	W	2.2	1	0	0	2-0
4/26	@ ND	R	---	3.2	3	2	1	2-2
5/10	@ STAN	R	---	1.0	1	0	0	0-1
5/12	@ STAN	R	---	0.1	0	0	0	0-1
5/18	USC	R	L	1.0	1	3	3	1-2
5/25	OSU	R	---	0.2	0	0	0	0-2
5/31	USD	R	---	2.0	1	0	0	0-0
6/2	UH	R	---	0.2	2	1	1	0-1
<b>Season Totals:</b>			<b>25</b>	<b>2-2-1</b>	<b>33.0</b>	<b>30</b>	<b>22</b>	<b>20 16-23</b>

### Ben Thurmond • RHP • #40

2003	Opp.	S/R	W/L	IP	H	R	ER	BB-SO
1/19	UHH	R	---	2.0	1	0	0	1-2
1/26	SDSU	R	---	1.0	0	0	0	0-2
2/7	BYU	R	W	2.0	0	0	0	0-1
2/14	Gonzaga	S	---	2.0	5	4	2	0-1
2/17	Gonzaga	R	W	3.0	4	0	0	0-2
2/23	ND	S	---	5.0	4	1	1	0-4
3/2	PSU	S	W	5.0	3	2	1	1-3
3/8	Utah	S	---	3.2	6	4	4	2-8
3/14	Oklahoma	S	---	5.1	6	3	3	0-6
3/24	Stanford	S	---	6.2	9	2	2	0-5
<b>Season Totals:</b>			<b>10</b>	<b>3-0</b>	<b>35.2</b>	<b>38</b>	<b>16</b>	<b>13 4-34</b>

### Beau Vaughan • RHP • #26

2003	Opp.	S/R	W/L	IP	H	R	ER	BB-SO
1/16	UHH	R	---	1.0	0	0	0	0-3
1/17	UHH - 1	R	W	4.2	3	3	3	1-9
1/25	SDSU	R	---	3.1	3	2	2	1-3
1/31	@ LBSU	R	L	1.2	3	4	4	1-1
2/2	@ LBSU	R	---	1.1	0	0	0	0-0
2/6	BYU	R	---	2.2	3	2	0	2-1
2/8	BYU	R	---	1.2	1	0	0	0-2
2/15	Okla. State	S	W	5.0	5	1	1	2-8
2/22	ND	S	W	5.2	4	3	1	4-6
3/2	PSU	R	---	2.0	5	5	5	1-0
3/8	Utah	R	W	4.1	1	0	0	0-5
3/14	Oklahoma	R	---	1.1	1	2	0	1-3
3/16	Oklahoma	R	---	1.0	1	0	0	0-1
3/18	Wichita St.	R	W	4.0	3	0	0	0-7
3/22	Stanford	R	---	3.2	5	4	4	2-7
<b>Season Totals:</b>			<b>14</b>	<b>5-1</b>	<b>43.1</b>	<b>38</b>	<b>26</b>	<b>18 16-56</b>



# Sun Devil Baseball 2003

## Sun Devil Miscellaneous Hitting Statistics

Stats By Position			Stats By Order			Record By Margin				Big Innings	
Pos.	HR	RBI	Pos.	HR	RBI	No.	Total	H	A	Runs	No.
C	2	36	1	2	27	1R	3-2	3-2	0-0	2	28
1B	11	65	2	3	34	2R	4-1	3-1	1-0	3	24
2B	4	34	3	7	49	3R	1-1	0-1	1-0	4	17
3B	3	35	4	7	37	4R	3-0	1-0	2-0	5	7
SS	2	27	5	10	52	5R	2-0	0-0	2-0	6	6
LF	5	33	6	2	36	6R	1-1	1-0	0-1	7	4
CF	3	35	7	8	46	7R	2-0	2-0	0-0	8	2
RF	2	36	8	2	44	8R	2-0	2-0	0-0	9	2
DH	9	36	9	4	35	9R	2-0	1-0	1-0	10+	0
PH	1	14	<b>Tot.</b>	<b>42</b>	<b>356</b>	10+R	12-0	8-0	4-0	<b>Tot.</b>	<b>90</b>
<b>Tot.</b>	<b>42</b>	<b>356</b>				<b>Tot.</b>	<b>32-5</b>	<b>21-4</b>	<b>11-1</b>		

'A' includes neutral

## How the Sun Devils Have Scored:

0-Out Runs	1-Out Runs	2-Out Runs	Total Runs	Two-Out RBI
78	134	166	379	134

## Home Runs By ASU (42)

Player	Date	Opp.	Pitcher	Runners
Bocchi	1/16	UHH	Shimabuku	3-Run HR
West	1/17	UHH (1)	Zimmerman	Solo HR
Wyrick	1/17	UHH (2)	Vernon	2-Run HR
Larish	1/18	UHH	Lockett	2-Run HR
Ethier	1/18	UHH	Lockett	2-Run HR
West	1/18	UHH	Usui	Solo HR
Bosch	1/18	UHH	Daugherty	Grand Slam
Larish	1/19	UHH (1)	Inaba	3-Run HR
Allen	1/19	UHH (2)	Ebbs	3-Run HR
Pedroia	1/24	SDSU	Pace	2-Run HR
West	1/25	SDSU	Carque	Solo HR
Larish	1/25	SDSU	Hartshorn	Solo HR
Larish	1/26	SDSU	Lindsey	2-Run HR
Garrabrants	1/26	SDSU	Lindsey	Grand Slam
Larish	1/26	SDSU	Coon	Grand Slam
Buck	2/6	BYU	Mousser	Solo HR
Garrabrants	2/6	BYU	Mousser	2-Run HR
West	2/7	BYU	Bergeron	Solo HR
Larish	2/7	BYU	Garcia	Solo HR
Mesa	2/7	BYU	Garcia	2-Run HR
Bocchi	2/8	BYU	Gravley	3-Run HR
Larish	2/8	BYU	Gravleey	Solo HR
Garrabrants	2/16	OSU	Koller	3-Run HR
Pedroia	2/16	OSU	Koller	Solo HR
Allen	2/16	OSU	Koller	3-Run HR
Garrabrants	2/17	GU	White	Grand Slam
Allen	2/17	GU	White	2-Run HR
Larish	2/22	ND	Ogilvie	Grand Slam
West	2/22	ND	Vergara	2-Run HR
West	2/22	ND	Vergara	Grand Slam
West	2/23	ND	Gagne	2-Run HR
Larish	2/28	PSU	Stidfole	Grand Slam
Guerrero	2/28	PSU	Wingerd	3-Run HR
Bosch	3/1	PSU	Cline	2-Run HR
Larish	3/2	PSU	Farrell	3-Run HR
Buck	3/7	SUU	Bunker	Grand Slam
West	3/9	CSUN	Jean	2-Run HR
Larish	3/9	CSUN	Hochgesang	3-Run HR
West	3/14	OKLA	Roberts	2-Run HR
Allen	3/14	OKLA	Roberts	2-Run HR
Garrabrants	3/23	STAN	McCally	2-Run HR
Ethier	3/23	STAN	O'Hagan	3-Run HR

## Home Runs By Opponents (16)


Player	Date	Team	Pitcher	Runners
Stephens	1/26	SDSU	Arguello	Solo HR
Itri	2/6	BYU	Sopko	Solo HR
Itri	2/7	BYU	Liebeck	Solo HR
Jacobsen	2/7	BYU	Liebeck	2-Run HR
Andres	2/22	ND	Vaughan	Solo HR
Rizzo	2/23	ND	Thurmond	Solo HR
Macri	2/23	ND	Lopez	2-Run HR
Harter	3/1	PSU	McClellan	Solo HR
Harter	3/2	PSU	Vaughan	2-Run HR
Simpson	3/6	CSUN	Averill	Solo HR
Jordanson	3/8	Utah	Thurmond	2-Run HR
Wyman	3/14	OKLA	Thurmond	Solo HR
Yaconetti	3/14	OKLA	Thurmond	2-Run HR
Yaconetti	3/15	OKLA	Kartler	Solo HR
Wyman	3/16	OKLA	Bordes	Solo HR
Moffitt	3/19	WST	Bordes	2-Run HR

## 2003 Pinch Hitting Breakdown

Player	AB	AVG	H	2B	3B	HR	RBI
Larish	1	1.000	1	0	0	0	0
Buck	1	1.000	1	0	0	0	1
Garrabrants	3	.667	2	1	0	1	4
Allen	4	.500	2	1	0	0	0
Walsh	17	.294	5	1	0	0	4
Wyrick	9	.333	3	0	0	0	0
Guerrero	12	.250	3	0	1	0	4
Bosch	4	.250	1	0	0	0	0
Mesa	1	.000	0	0	0	0	1
Kartler	5	.000	0	0	0	0	0
Schoenberger	2	.000	0	0	0	0	0
West	3	.000	0	0	0	0	0
Bocchi	3	.000	0	0	0	0	0
Cadena	2	.000	0	0	0	0	1
<b>Team Totals:</b>	<b>68</b>	<b>.279</b>	<b>19</b>	<b>3</b>	<b>1</b>	<b>1</b>	<b>14</b>



# Sun Devil Baseball 2003



## Starting Lineups By Batting Order

<u>Date</u>	<u>Opponent</u>	<u>No. (Time)</u>	<u>Record</u>	<u>1</u>	<u>2</u>	<u>3</u>	<u>4</u>	<u>5</u>	<u>6</u>	<u>7</u>	<u>8</u>	<u>9</u>
1/16	Hawaii-Hilo	1 (1)	1-0	Pedroia	Buck	Larish	Allen	Ethier	West	Mesa	Bocchi	Garrabrants
1/17	Hawaii-Hilo	1 (2)	2-0	Pedroia	Buck	Larish	Allen	Ethier	West	Mesa	Bocchi	Garrabrants
1/17	Hawaii-Hilo	2 (1)	1-0	Pedroia	Buck	Ethier	West	Larish	Allen	Bocchi	Wyrick	Walsh
1/18	Hawaii-Hilo	3 (1)	1-0	Pedroia	Buck	Ethier	West	Larish	Mesa	Allen	Gosewisch	Garrabrants
1/19	Hawaii-Hilo	4 (1)	1-0	Pedroia	Buck	Ethier	West	Larish	Wyrick	Bosch	Gosewisch	Walsh
1/19	Hawaii-Hilo	5 (1)	1-0	Pedroia	Buck	Ethier	West	Larish	Guerrero	Allen	Bocchi	Walsh
1/24	SDSU	6 (1)	1-0	Pedroia	Buck	Ethier	West	Larish	Allen	Mesa	Bocchi	Garrabrants
1/25	SDSU	7 (1)	1-0	Pedroia	Buck	Ethier	West	Larish	Allen	Wyrick	Gosewisch	Garrabrants
1/26	SDSU	8 (1)	1-0	Pedroia	Buck	Ethier	West	Larish	Mesa	Allen	Bocchi	Garrabrants
1/31	LBSU	9 (1)	0-1	Walsh	Pedroia	Ethier	Larish	Allen	Buck	Wyrick	Bocchi	Garrabrants
2/1	LBSU	10 (1)	1-0	Pedroia	Buck	Ethier	Larish	Bosch	Mesa	Allen	Bocchi	Garrabrants
2/2	LBSU	11 (1)	1-0	Pedroia	Buck	Larish	Ethier	West	Bosch	Wyrick	Gosewisch	Garrabrants
2/6	BYU	12 (1)	1-0	Pedroia	Buck	Larish	Ethier	Allen	Wyrick	Bosch	Gosewisch	Garrabrants
2/7	BYU	13 (1)	1-0	Pedroia	Buck	Larish	Ethier	West	Mesa	Bosch	Bocchi	Garrabrants
2/8	BYU	14 (1)	1-0	Pedroia	Buck	Larish	Ethier	West	Guerrero	Bosch	Bocchi	Garrabrants
2/14	Gonzaga	15 (1)	1-0	Pedroia	Buck	Larish	Ethier	West	Wyrick	Bosch	Gosewisch	Garrabrants
2/15	OK State	16 (1)	1-0	Pedroia	Buck	Larish	Ethier	West	Mesa	Allen	Bocchi	Garrabrants
2/16	OSU	17 (1)	1-0	Pedroia	Wyrick	Larish	Ethier	Garrabrants	Allen	Guerrero	Bocchi	Bosch
2/17	Gonzaga	18 (1)	1-0	Pedroia	Buck	Larish	Ethier	Garrabrants	Mesa	Allen	Gosewisch	Bosch
2/21	Dayton	19 (1)	1-0	Pedroia	Buck	Larish	Ethier	Garrabrants	Mesa	Allen	Bocchi	Bosch
2/22	Notre Dame	20 (1)	1-0	Pedroia	Buck	Larish	Ethier	Garrabrants	Mesa	West	Bocchi	Bosch
2/23	Notre Dame	21 (1)	1-0	Pedroia	Buck	Larish	West	Ethier	Mesa	Garrabrants	Gosewisch	Bosch
2/28	Penn State	22 (1)	1-0	Pedroia	Buck	Larish	West	Ethier	Garrabrants	Mesa	Bocchi	Bosch
3/1	Penn State	23 (1)	1-0	Pedroia	Buck	Larish	West	Ethier	Garrabrants	Mesa	Gosewisch	Bosch
3/2	Penn State	22 (2)	2-0	Pedroia	Buck	Larish	West	Ethier	Garrabrants	Mesa	Bocchi	Bosch
3/6	Northridge	24 (1)	1-0	Pedroia	Buck	Larish	West	Ethier	Mesa	Garrabrants	Bocchi	Bosch
3/7	S. Utah	25 (1)	1-0	Pedroia	Buck	Larish	West	Ethier	Mesa	Garrabrants	Bocchi	Allen
3/8	Utah	21 (2)	2-0	Pedroia	Buck	Larish	West	Ethier	Mesa	Garrabrants	Gosewisch	Bosch
3/9	Northridge	26 (1)	1-0	Pedroia	Ethier	Larish	West	Garrabrants	Wyrick	Buck	Gosewisch	Bosch
3/14	Oklahoma	25 (2)	1-1	Pedroia	Buck	Larish	West	Ethier	Mesa	Garrabrants	Bocchi	Allen
3/15	Oklahoma	27 (1)	1-0	Pedroia	Wyrick	Guerrero	West	Garrabrants	Allen	Buck	Bosch	Gosewisch
3/16	Oklahoma	28 (1)	1-0	Pedroia	Wyrick	Guerrero	West	Allen	Garrabrants	Ethier	Gosewisch	Bosch
3/18	Wichita St.	29 (1)	1-0	Pedroia	Wyrick	Guerrero	West	Ethier	Garrabrants	Buck	Gosewisch	Allen
3/19	Wichita St.	30 (1)	1-0	Pedroia	Buck	Guerrero	West	Wyrick	Ethier	Garrabrants	Bocchi	Allen
3/22	Stanford	31 (1)	1-0	Pedroia	Buck	Larish	West	Ethier	Wyrick	Garrabrants	Allen	Gosewisch
3/23	Stanford	32 (1)	0-1	Pedroia	Buck	Larish	West	Mesa	Wyrick	Ethier	Allen	Bocchi
3/24	Stanford	33 (1)	0-1	Pedroia	Wyrick	Larish	Garrabrants	Ethier	Guerrero	Buck	Allen	Gosewisch

**Total Number of Different Batting Lineups: 33**

**Most Common Lineup by Batting Order: #1, #21, #22 and #25 (2 times)**





# Sun Devil Baseball 2003

## Starting Lineups By Position

Date	Opponent	No. (Time)	Record	1B	2B	SS	3B	LF	CF	RF	C	DH
1/16	Hawaii-Hilo	1 (1)	1-0	Larish	Garrabrants	Pedroia	Mesa	Buck	Allen	Ethier	Bocchi	West
1/17	Hawaii-Hilo	1 (2)	2-0	Larish	Garrabrants	Pedroia	Mesa	Buck	Allen	Ethier	Bocchi	West
1/17	Hawaii-Hilo	2 (1)	1-0	Larish	Walsh	Pedroia	Wyrick	Buck	Allen	Ethier	Bocchi	West
1/18	Hawaii-Hilo	3 (1)	1-0	Larish	Garrabrants	Pedroia	Mesa	Buck	Allen	Ethier	Gosewisch	West
1/19	Hawaii-Hilo	4 (1)	1-0	Larish	Walsh	Pedroia	Wyrick	Buck	Bosch	Ethier	Gosewisch	West
1/19	Hawaii-Hilo	5 (1)	1-0	Guerrero	Walsh	Pedroia	Larish	Buck	Allen	Ethier	Bocchi	West
1/24	SDSU	1 (3)	3-0	Larish	Garrabrants	Pedroia	Mesa	Buck	Allen	Ethier	Bocchi	West
1/25	SDSU	6 (1)	1-0	Larish	Garrabrants	Pedroia	Wyrick	Buck	Allen	Ethier	Gosewisch	West
1/26	SDSU	1 (4)	4-0	Larish	Garrabrants	Pedroia	Mesa	Buck	Allen	Ethier	Bocchi	West
1/31	LBSU	7 (1)	0-1	Larish	Garrabrants	Pedroia	Wyrick	Buck	Allen	Ethier	Bocchi	Walsh
2/1	LBSU	8 (1)	1-0	Larish	Garrabrants	Pedroia	Mesa	Buck	Bosch	Ethier	Bocchi	Allen
2/2	LBSU	4 (2)	2-0	Larish	Garrabrants	Pedroia	Wyrick	Buck	Bosch	Ethier	Gosewisch	West
2/6	BYU	9 (1)	1-0	Larish	Garrabrants	Pedroia	Wyrick	Buck	Bosch	Ethier	Gosewisch	Allen
2/7	BYU	10 (1)	1-0	Larish	Garrabrants	Pedroia	Mesa	Buck	Bosch	Ethier	Bocchi	West
2/8	BYU	11 (1)	1-0	Guerrero	Garrabrants	Pedroia	Larish	Buck	Bosch	Ethier	Bocchi	West
2/14	Gonzaga	4 (3)	3-0	Larish	Garrabrants	Pedroia	Wyrick	Buck	Bosch	Ethier	Gosewisch	West
2/15	OK State	12 (1)	1-0	Larish	Garrabrants	Pedroia	Mesa	Allen	Ethier	Buck	Bocchi	West
2/16	OSU	13 (1)	1-0	Larish	Garrabrants	Pedroia	Wyrick	Allen	Bosch	Ethier	Bocchi	Guerrero
2/17	Gonzaga	14 (1)	1-0	Larish	Garrabrants	Pedroia	Mesa	Allen	Bosch	Ethier	Gosewisch	Buck
2/21	Dayton	8 (2)	2-0	Larish	Garrabrants	Pedroia	Mesa	Buck	Bosch	Ethier	Bocchi	Allen
2/22	Notre Dame	10 (2)	2-0	Larish	Garrabrants	Pedroia	Mesa	Buck	Bosch	Ethier	Bocchi	West
2/23	Notre Dame	15 (1)	1-0	Larish	Garrabrants	Pedroia	Mesa	Buck	Bosch	Ethier	Gosewisch	West
2/28	Penn State	10 (3)	3-0	Larish	Garrabrants	Pedroia	Mesa	Buck	Bosch	Ethier	Bocchi	West
3/1	Penn State	15 (2)	2-0	Larish	Garrabrants	Pedroia	Mesa	Buck	Bosch	Ethier	Gosewisch	West
3/2	Penn State	10 (4)	4-0	Larish	Garrabrants	Pedroia	Mesa	Buck	Bosch	Ethier	Bocchi	West
3/6	Northridge	10 (5)	5-0	Larish	Garrabrants	Pedroia	Mesa	Buck	Bosch	Ethier	Bocchi	West
3/7	S. Utah	12 (2)	2-0	Larish	Garrabrants	Pedroia	Mesa	Allen	Ethier	Buck	Bocchi	West
3/8	Utah	15 (3)	3-0	Larish	Garrabrants	Pedroia	Mesa	Buck	Bosch	Ethier	Gosewisch	West
3/9	Northridge	4 (4)	4-0	Larish	Garrabrants	Pedroia	Wyrick	Buck	Bosch	Ethier	Gosewisch	West
3/14	Oklahoma	12 (3)	2-1	Larish	Garrabrants	Pedroia	Mesa	Allen	Ethier	Buck	Bocchi	West
3/15	Oklahoma	16 (1)	1-0	Guerrero	Garrabrants	Pedroia	Wyrick	Allen	Bosch	Buck	Gosewisch	West
3/16	Oklahoma	17 (1)	1-0	Guerrero	Garrabrants	Pedroia	Wyrick	Allen	Bosch	Ethier	Gosewisch	West
3/18	Wichita St.	16 (2)	2-0	Guerrero	Garrabrants	Pedroia	Wyrick	Allen	Ethier	Buck	Gosewisch	West
3/19	Wichita St.	18 (1)	0-1	Guerrero	Garrabrants	Pedroia	Wyrick	Allen	Ethier	Buck	Bocchi	West
3/22	Stanford	19 (1)	1-0	Larish	Garrabrants	Pedroia	Wyrick	Allen	Ethier	Buck	Gosewisch	West
3/23	Stanford	20 (1)	0-1	Larish	Mesa	Pedroia	Wyrick	Allen	Ethier	Buck	Bocchi	West
3/24	Stanford	21 (1)	0-1	Larish	Garrabrants	Pedroia	Wyrick	Allen	Ethier	Buck	Bocchi	Guerrero

**Total Number of Different Positional Lineups: 21**

**Most Common Lineup by Position: #10 (5 times)**

### Series Pitching Breakdown:

	W-L	ERA	IP	H	R	ER	BB	SO
Hawai'i-Hilo	6-0	2.40	45.0	30	15	12	21	55
SDSU	3-0	5.67	27.0	31	17	17	9	29
LBSU	2-1	3.12	26.0	24	13	9	6	10
BYU	3-0	3.33	27.0	28	15	10	14	23
Tourney-1	3-0	3.00	27.0	26	11	9	10	21
DAY/ND	3-0	3.00	27.0	24	12	9	9	25
PSU	3-0	2.33	27.0	25	8	7	8	27
Tourney-2	4-0	2.12	34.0	28	8	8	9	39
Oklahoma	2-1	2.67	27.0	27	11	8	7	28
Wichita St.	1-1	3.00	18.0	16	8	6	10	21
STAN	1-2	5.70	30.0	39	19	19	5	27
USC								
CAL								
UCLA								
WSU								
OSU								
WASH								
ARIZ								

### Series Batting Breakdown:

	AVG	AB	R	H	RBI	2B-3B-HR	BB-SO
Hawai'i-Hilo	.439	221	85	97	82	23-4-9	33-19
SDSU	.298	104	35	31	33	7-0-6	24-11
LBSU	.245	102	12	25	11	3-0-0	10-26
BYU	.343	108	29	37	28	5-0-7	22-18
Tourney-1	.319	94	24	30	24	4-2-3	22-19
DAY/ND	.336	110	40	37	37	5-0-4	30-10
PSU	.380	100	36	38	30	10-2-4	26-7
Tourney-2	.420	143	47	60	44	19-2-3	15-19
Oklahoma	.340	106	25	36	23	13-0-2	15-16
Wichita St.	.318	66	12	21	10	4-1-0	10-10
STAN	.265	113	17	30	17	6-2-2	10-23
USC							
CAL							
UCLA							
WSU							
OSU							
WASH							
ARIZ							



# Sun Devil Baseball 2003

## Game-by-Game Capsules:

### GAME 1

#### #8 SUN DEVILS 9, Hawai'i-Hilo 0

Jan. 16, 2003 at Wong Stadium

	1	2	3	4	5	6	7	8	9	R	H	E
ASU	0	0	0	0	3	2	0	4	0	0	-	9 16 0
UHH	0	0	0	0	0	0	0	0	0	-	0 4 2	

W: McClellan (1-0); L: Shimabuku (0-1); S: None

HR: Bocchi (1)

Time: 3:29 Attendance: 324 Record: 1-0

**HIGHLIGHTS:** Six ASU pitchers, including four newcomers, combined to give up only four hits and struck out 13 batters to help lead the Devils to a 9-0 win on opening day 2003. Sophomore catcher Joel Bocchi game ASU the lead in the fourth inning with a three-run home run. Rookie pitchers Brett Bordes, Javy Lopez, Chris Beatty and Beau Vaughan each struck out two or more batters in their ASU debuts. Junior second baseman Steve Garrabrants led all players with three hits. Senior RHP Robbie McClellan picked up his eighth career victory with two shutout innings of work.

### GAME 2

#### #8 SUN DEVILS 10, Hawai'i-Hilo 5

Jan. 17, 2003 at Wong Stadium

	<u>1</u>	<u>2</u>	<u>3</u>	<u>4</u>	<u>5</u>	<u>6</u>	<u>7</u>	<u>8</u>	<u>9</u>		<u>R</u>	<u>H</u>	<u>E</u>
ASU	1	0	0	2	0	4	2	1	0	-	10	13	1
UHH	0	1	1	0	0	0	3	0	0	-	5	9	3

W: Vaughan (1-0); L: Ebbs (0-1); S: Schroyer (1)

HR: West (1)

Time: 3:42 Attendance: --- Record: 2-0

**HIGHLIGHTS:** Dustin Pedroia was 3-for-4 with two RBI to help lead the Devils to a 10-5 win in the first game of a doubleheader. Pedroia also had two hit-by-pitches and scored two runs in the victory. Relief pitcher Beau Vaughan picked up the win by striking out nine and allowing only three hits in 4.2 innings. Junior closer Ryan Schroyer sealed the win with 2.1 innings of scoreless relief to pick up his first save of the year and the ninth of his career.

### GAME 3

#### #8 SUN DEVILS 14, Hawai'i-Hilo 2

Jan. 17, 2003 at Wong Stadium

	<u>1</u>	<u>2</u>	<u>3</u>	<u>4</u>	<u>5</u>	<u>6</u>	<u>7</u>		<u>R</u>	<u>H</u>	<u>E</u>
ASU	2	3	1	3	1	0	4	-	14	14	0
UHH	0	0	2	0	0	0	0	-	2	7	4

W: Liebeck (1-0); L: Miyahira (0-1); S: None

HR: Wyrick (1)

Time: 2:31 Attendance: 302 Record: 3-0

**HIGHLIGHTS:** First baseman Jeff Larish was 3-for-4 with four RBI and junior center fielder Rodney Allen was 2-for-4 with four RBI to help the Devils sweep the second game of a doubleheader at Wong Stadium. Senior starting pitcher Jered Liebeck picked up the win by striking out seven in six innings of work. Junior RHP Javy Lopez finished off the win with a perfect inning of work. Senior third baseman Dennis Wyrick hit his first career home run with a shot deep over the center field fence. The home run came on his 413th career at-bat. Freshman Travis Buck and sophomore catcher Tuffy Gosewisch also added multi-hit games.

### GAME 4

#### #8 SUN DEVILS 18, Hawai'i-Hilo 3

Jan. 18, 2003 at Simmons Field

	<u>1</u>	<u>2</u>	<u>3</u>	<u>4</u>	<u>5</u>	<u>6</u>	<u>7</u>	<u>8</u>		<u>R</u>	<u>H</u>	<u>E</u>
ASU	3	1	0	5	0	0	1	8	-	18	19	2
UHH	0	0	0	0	0	0	0	3	-	3	3	2

W: Averill (1-0); L: Lockett (0-1); S: None

HR: West (2), Larish (1), Ethier (1), Bosch (1)

Time: 2:39 Attendance: 78 Record: 4-0

**HIGHLIGHTS:** Freshman left-handed pitcher Erik Averill scattered only one hit in seven and a third innings in his ASU debut to help lead the Sun Devils to a 18-3 win at Simmons Field. Averill struck out seven and had his bid for ASU's first no-hitter since 1993 spoiled with a one-out double in the bottom of the eighth inning. ASU recorded season highs with 18 runs and 19 hits. Every starter and four reserves recorded at least one hit. ASU's eight-run eighth inning included a grand slam home run from freshman outfielder Ryan Bosch. Andre Ethier, Jeremy West and Jeff Larish also hit home runs in the Sun Devil victory.

### GAME 5

#### #8 SUN DEVILS 16, Hawai'i-Hilo 0

Jan. 19, 2003 at Simmons Field

	<u>1</u>	<u>2</u>	<u>3</u>	<u>4</u>	<u>5</u>		<u>R</u>	<u>H</u>	<u>E</u>
ASU	3	0	1	9	3	-	16	17	0
UHH	0	0	0	0	0	-	0	2	0

W: Sopko (1-0); L: Inaba (0-1); S: None

HR: Larish (2)

Time: 2:37 Attendance: --- Record: 5-0

**HIGHLIGHTS:** Starter Mark Sopko and relief pitcher Ben Thurmond combined to allow only two hits and no runs in a five-inning 16-0 shutout of UHH. The Devils recorded 17 hits, including a nine-run fourth inning en route to the victory. Leadoff hitter Dustin Pedroia was 2-for-4 with a pair of doubles and right fielder Andre Ethier was 4-for-4 with two RBI and two runs scored. Sophomore first baseman Jeff Larish connected on his second home run in as many games and had four RBI.

### GAME 6

#### #8 SUN DEVILS 18, Hawai'i-Hilo 5

Jan. 19, 2003 at Simmons Field

	<u>1</u>	<u>2</u>	<u>3</u>	<u>4</u>	<u>5</u>	<u>6</u>	<u>7</u>		<u>R</u>	<u>H</u>	<u>E</u>
ASU	7	4	3	0	1	2	1	-	18	18	0
UHH	0	0	4	0	0	1	0	-	5	5	2

W: McClellan (2-0); L: Ebbs (0-2); S: None

HR: Allen (1)

Time: 2:50 Attendance: 150 Record: 6-0

**HIGHLIGHTS:** The Sun Devils completed the six-game series sweep with an 18-5 victory in five innings in the second game of a doubleheader. Senior reliever Robbie McClellan picked up the win to improve to 2-0 while striking out three batters in two innings. Senior starter Bryce Kartler was effective in his 2003 debut with four strikeouts in two innings of work. At the plate junior first baseman Mike Guerrero led ASU with a 4-for-5 game with three RBI. Junior center fielder Rodney Allen was 2-for-5 with five RBI and a three-run home run. Freshman left fielder Travis Buck recorded his first extra base hit as a Devil with a run-scoring triple in the top of the first and sophomore shortstop Dustin Pedroia was 2-for-2 to extend his hitting streak to 17 games dating back to 2002.

### GAME 7

#### #8 SUN DEVILS 7, San Diego State 5

Jan. 24, 2003 at Packard Stadium

	<u>1</u>	<u>2</u>	<u>3</u>	<u>4</u>	<u>5</u>	<u>6</u>	<u>7</u>	<u>8</u>	<u>9</u>		<u>R</u>	<u>H</u>	<u>E</u>
SDSU	0	0	1	0	3	0	1	0	0	-	5	13	2
ASU	0	0	0	0	0	1	2	4	x	-	7	9	0

W: McClellan (3-0); L: Miller (0-1); S: Schroyer (2)

HR: Pedroia (1)

Time: 3:20 Attendance: 3,972 Record: 7-0

**HIGHLIGHTS:** In Tony Gwynn's collegiate head coaching debut, the Sun Devils scored six runs in the last two innings to earn the come-from-behind win. Sophomore shortstop Dustin Pedroia sparked the comeback with a two-run home run in the seventh and plated the game-tying run with a single as part of the deciding four-run eighth inning. True freshman left fielder Travis Buck was 3-for-4 with a pair of doubles in the win and tabbed the game-winning RBI in the eighth inning. Senior RHP Robbie McClellan picked up his third win of the year by striking out five in 3.1 innings. Junior closer Ryan Schroyer earned his second save with a scoreless ninth inning.

### GAME 8

#### #8 SUN DEVILS 4, San Diego State 3

Jan. 25, 2003 at Packard Stadium

	<u>1</u>	<u>2</u>	<u>3</u>	<u>4</u>	<u>5</u>	<u>6</u>	<u>7</u>	<u>8</u>	<u>9</u>		<u>R</u>	<u>H</u>	<u>E</u>
SDSU	0	0	0	0	0	1	0	0	2	-	3	9	1
ASU	0	0	0	0	1	1	0	1	1	-	4	9	2

W: Schroyer (1-0); L: Hartshorn (0-1); S: None

HR: West (3), Larish (3)

Time: 3:05 Attendance: 3,249 Record: 8-0

**HIGHLIGHTS:** Andre Ethier's one-out infield single in the bottom of the ninth inning broke a 3-3 tie to give the Sun Devils a 4-3 win over the SDSU Aztecs. ASU led 3-1 heading into the final frame, but SDSU rallied for two runs to tie the game. ASU's relief corps of Beau Vaughan and Ryan Schroyer were tough down the stretch, but the Aztecs still pushed the game into ASU's final at-bat. Dustin Pedroia was 2-for-4 and Jeremy West and Jeff Larish each hit solo home runs in the win.

### GAME 9

#### #8 SUN DEVILS 24, San Diego State 9

Jan. 26, 2003 at Packard Stadium

	<u>1</u>	<u>2</u>	<u>3</u>	<u>4</u>	<u>5</u>	<u>6</u>	<u>7</u>	<u>8</u>	<u>9</u>		<u>R</u>	<u>H</u>	<u>E</u>
SDSU	0	0	0	0	0	7	1	1	0	-	9	9	7
ASU	3	0	6	4	0	1	3	7	x	-	24	13	2

W: Averill (2-0); L: Lindsey (0-1); S: None

HR: Larish - 2 (5), Garrabrants (1)

Time: 3:47 Attendance: 2,822 Record: 9-0

**HIGHLIGHTS:** The Sun Devils completed the series sweep of the Aztecs with a 24-9 pounding Sunday afternoon in front of 2,822 at Packard Stadium. Jeff Larish was 3-for-4 with two home runs and tied the school record with nine RBI. He blasted a two-run home run in the third and a grand slam in the fourth inning to lead the team with five home runs. Junior Steve Garrabrants also hit a grand slam in the third inning giving ASU nine different players to hit a home run in 2003. Freshman LHP Erik Averill picked up the win to improve to 2-0 while allowing only one hit in four innings. The 24 runs were the most scored by an ASU team since posting 23 against Creighton in 2001.

### GAME 10

#### #13 Long Beach State 11, #8 ASU 5

Jan. 31, 2003 at Long Beach, Calif.

	<u>1</u>	<u>2</u>	<u>3</u>	<u>4</u>	<u>5</u>	<u>6</u>	<u>7</u>	<u>8</u>	<u>9</u>		<u>R</u>	<u>H</u>	<u>E</u>
ASU	0	0	0	2	0	0	0	0	3	-	5	12	1
LBSU	0	0	0	0	4	4	3	0	x	-	11	14	2

W: Alvarez (1-0); L: Vaughan (1-1); S: None

HR: None

Time: 3:47 Attendance: 1,334 Record: 9-1

**HIGHLIGHTS:** The Sun Devils dropped their first game of 2003 in a 11-5 defeat to the No. 13 Long Beach State 49ers. ASU held a 2-0 lead after four innings before the Dirtbags exploded for all 11 of their runs in the fifth, sixth and seventh innings. The top four of the LBSU lineup combined to go 9-for-16 with five RBI. LBSU starter Abe Alvarez picked up the win by allowing six hits and two runs in 5.2 innings. ASU starter Mark Sopko pitched well with three scoreless innings, but five Sun Devil relievers were roughed up for nine hits and 11 runs in five innings. Beau Vaughan was saddled with the loss by giving up four runs in 1.2 IP. At the plate freshman left fielder Travis Buck recorded his second three-hit game as a Sun Devil (3x4) and sophomore SS Dustin Pedroia had two hits to extend his hitting streak to 21 games.

### GAME 11

#### #8 SUN DEVILS 3, #13 LBSU 0

Feb. 1, 2003 at Long Beach, Calif.

	<u>1</u>	<u>2</u>	<u>3</u>	<u>4</u>	<u>5</u>	<u>6</u>	<u>7</u>	<u>8</u>	<u>9</u>		<u>R</u>	<u>H</u>	<u>E</u>
ASU	0	0	0	1	0	0	1	0	1	-	3	7	0
LBSU	0	0	0	0	0	0	0	0	0	-	0	3	1

W: Liebeck (2-0); L: Weaver (0-1); S: None

HR: None

Time: 2:45 Attendance: 976 Record: 10-1

**HIGHLIGHTS:** Senior RHP Jered Liebeck fired a complete-game, three-hit shutout on only 88 pitches to lead the Sun Devils to a 3-0 win over No. 13 Long Beach State. Liebeck allowed only one runner to reach second base and before issuing his first walk of the game in the ninth inning had retired 10 straight batters. ASU played well defensively behind Liebeck, not committing an error for the sixth game this year. At the plate sophomore 1B Jeff Larish was 2-for-3 with an RBI and catcher Joel Bocchi notched his third multi-hit game of the year. Sophomore SS Dustin Pedroia was 1-for-4 with his eighth double of the year to extend his hitting streak to 22 games dating back to 2002. Pedroia also had a season-high five assists.

### GAME 12

#### #8 SUN DEVILS 4, #13 LBSU 2

Feb. 2, 2003 at Long Beach, Calif.

	<u>1</u>	<u>2</u>	<u>3</u>	<u>4</u>	<u>5</u>	<u>6</u>	<u>7</u>	<u>8</u>	<u>9</u>		<u>R</u>	<u>H</u>	<u>E</u>
ASU	0	4	0	0	0	0	0	0	0	-	4	6	2
LBSU	0	0	0	0	0	0	2	0	0	-	2	7	1

W: Averill (3-0); L: Paz (0-1); S: Schroyer (3)

HR: None

Time: 3:12 Attendance: 1,235 Record: 11-1

**HIGHLIGHTS:** Freshman Erik Averill improved to 3-0 by not allowing an earned run in 6.2 innings as the Devils earned a series win over LBSU with a 4-2 victory. Dennis Wyrick had a two-run single that fueled ASU's four-run second frame. Junior closer Ryan Schroyer closed out the victory with his third save of the year.



# Sun Devil Baseball 2003

## Game-by-Game Capsules:

### GAME 13

#### #8 SUN DEVILS 6, BYU 5

February 6, 2003 at Packard Stadium

	<u>1</u>	<u>2</u>	<u>3</u>	<u>4</u>	<u>5</u>	<u>6</u>	<u>7</u>	<u>8</u>	<u>9</u>		<u>R</u>	<u>H</u>	<u>E</u>
BYU	0	0	0	0	1	1	1	2	0	-	5	9	3
ASU	1	2	0	0	2	0	0	0	1	-	6	10	1

W: Schroyer (2-0); L: Jacinto (0-1); S: None

HR: Buck (1), Garrabrants (2), Itri (1)

Time: 3:24 Attendance: 2,850 Record: 12-1

**HIGHLIGHTS:** Sophomore third baseman Frank Mesa drew a bases loaded walk with no outs in the bottom of the ninth inning to give the Sun Devils a 6-5 win over BYU. ASU squandered a 5-1 lead with the Cougars rallying for five late-inning runs to tie the game. A two-out error by second baseman Steve Garrabrants in the eighth opened the door for two unearned runs to score and tie the game at 5-5. ASU built the four-run lead behind a solo home run from freshman Travis Buck and a two-run shot from Garrabrants in the second. Jeff Larish finished with three hits and sophomore SS Dustin Pedroia was 2-for-4. Relief pitcher Ryan Schroyer needed just one pitch to record the final out of the ninth inning and picked up the win to improve to 2-0 in his junior season.

### GAME 14

#### #8 SUN DEVILS 17, BYU 6

February 7, 2003 at Packard Stadium

	<u>1</u>	<u>2</u>	<u>3</u>	<u>4</u>	<u>5</u>	<u>6</u>	<u>7</u>	<u>8</u>	<u>9</u>		<u>R</u>	<u>H</u>	<u>E</u>
BYU	0	2	2	2	0	0	0	0	0	-	6	9	2
ASU	0	0	7	1	3	5	1	0	x	-	17	18	3

W: Thurmond (1-0); L: Bergeron (0-1); S: None

HR: Larish (6), West (4), Mesa (1), Itri (2), Jacobsen (2)

Time: 3:44 Attendance: 2,896 Record: 13-1

**HIGHLIGHTS:** Down 4-0 after two innings, ASU stormed back to score 16 runs in the next three innings en route to a 17-6 win over BYU in the second of a three-game series. Sophomore 3B Frank Mesa was 4-for-6 with three RBI and a two-run home run and Jeff Larish added his team-leading sixth home run of the year. Dustin Pedroia notched his 10th multi-hit game of the year as well in the win. Senior Ben Thurmond picked up the win with two perfect innings out of the bullpen. The four ASU relievers (Thurmond, Beatty, Leaf, McClellan) combined for five shutout innings.

### GAME 15

#### #8 SUN DEVILS 6, BYU 4

February 8, 2003 at Packard Stadium

	<u>1</u>	<u>2</u>	<u>3</u>	<u>4</u>	<u>5</u>	<u>6</u>	<u>7</u>	<u>8</u>	<u>9</u>		<u>R</u>	<u>H</u>	<u>E</u>
BYU	1	0	3	0	0	0	0	0	0	-	4	10	0
ASU	0	0	0	0	3	1	0	2	x	-	6	9	0

W: Schroyer (3-0); L: Jacinto (0-2); S: None

HR: Larish (7), Bocchi (2)

Time: 2:57 Attendance: 2,691 Record: 14-1

**HIGHLIGHTS:** Jeff Larish and Joel Bocchi each hit home runs to help overcome a 4-0 deficit and earn a 6-4 win over BYU. Larish blasted his seventh home run of the year and Bocchi hit a three-run shot to help erase BYU's four-run lead. After freshman Erik Averill struggled by giving up four runs in 2.1 innings, the bullpen took over to not allow any runs in the next 6.2 IP. Junior closer Ryan Schroyer picked up the win with three strikeouts in the final two innings.

### GAME 16

#### #5 SUN DEVILS 8, Gonzaga 4

February 14, 2003 at Surprise Stadium

	<u>1</u>	<u>2</u>	<u>3</u>	<u>4</u>	<u>5</u>	<u>6</u>	<u>7</u>	<u>8</u>	<u>9</u>		<u>R</u>	<u>H</u>	<u>E</u>
GU	2	1	1	0	0	0	0	0	0	-	4	8	0
ASU	1	0	5	0	0	2	0	0	x	-	8	11	1

W: Sopko (2-0); L: Gonzalez (0-1); S: None

HR: None

Time: 2:59 Attendance: 467 Record: 15-1

**HIGHLIGHTS:** The Sun Devils used a five-run third inning and a solid five-strikeout, three-hit gem out of the bullpen by Mark Sopko to beat Gonzaga 8-4 in the Coca-Cola Surprise College Baseball Classic. Sopko registered career highs in strikeouts (5) and innings pitched (7.0) in his relief debut of 2003. At the plate Jeff Larish was 2-for-4 with a pair of RBI and Steve Garrabrants was 2-for-5 with a triple and a RBI. Tuffy Gosewisch and Dennis Wyrick also had two hits apiece in ASU's 15th win of the season.

### GAME 17

#### #5 SUN DEVILS 7, Oklahoma State 3

February 15, 2003 at Surprise Stadium

	<u>1</u>	<u>2</u>	<u>3</u>	<u>4</u>	<u>5</u>	<u>6</u>	<u>7</u>	<u>8</u>	<u>9</u>		<u>R</u>	<u>H</u>	<u>E</u>
OKST	0	1	0	0	0	0	1	1	0	-	3	9	4
ASU	0	0	0	0	6	0	0	1	x	-	7	9	0

W: Vaughan (2-1); L: Scott Baker (1-1); S: None

HR: None

Time: 2:59 Attendance: 1,922 Record: 16-1

**HIGHLIGHTS:** Starter Beau Vaughan scattered five hits and one run while striking out eight in five innings to help lead ASU to a 7-3 win over Oklahoma State. ASU trailed early 1-0, but exploded for six runs in the fifth inning off projected first-round draft pick Scott Baker. Sophomore shortstop Dustin Pedroia had a clutch two-run triple to center field to put ASU on the board and Rod Allen added a two-run single to cap the six-run inning. Junior closer Ryan Schroyer nailed down the win with a scoreless ninth inning as ASU continued its best start since going 17-1 in 1978 and 1988.

### GAME 18

#### #5 SUN DEVILS 9, Oregon State 4

February 16, 2003 at Surprise Stadium

	<u>1</u>	<u>2</u>	<u>3</u>	<u>4</u>	<u>5</u>	<u>6</u>	<u>7</u>	<u>8</u>	<u>9</u>		<u>R</u>	<u>H</u>	<u>E</u>
OSU	0	0	1	1	0	1	1	0	0	-	4	9	1
ASU	1	0	4	0	4	0	0	0	x	-	9	10	0

W: Liebeck (3-0); L: Copeland (0-1); S: None

HR: Pedroia (2), Allen (2), Garrabrants (3)

Time: 2:58 Attendance: 1,303 Record: 17-1

**HIGHLIGHTS:** Dustin Pedroia was 3-for-4 with a solo home run and double as the No. 5 Sun Devils equaled their best start in recorded school history at 17-1. Rod Allen and Steve Garrabrants also homered for the Devils as they won their eighth straight. Pedroia recorded his 11th multi-hit game of the year in the victory and now has at least one hit in 17 of ASU's 18 games. Allen, Garrabrants, Pedroia and RHP Mark Sopko were all named to the all-tournament team. Senior starting pitcher Jared Liebeck improved to 3-0 by giving up three runs in five-plus innings, while five relievers combined to hold the Beavers to one run over the final four innings.

### GAME 19

#### #4 SUN DEVILS 17, Gonzaga 5

February 17, 2003 at Packard Stadium

	<u>1</u>	<u>2</u>	<u>3</u>	<u>4</u>	<u>5</u>	<u>6</u>	<u>7</u>	<u>8</u>	<u>9</u>		<u>R</u>	<u>H</u>	<u>E</u>
GU	0	3	0	0	0	0	0	1	1	-	5	13	6
ASU	2	0	7	2	6	0	0	0	x	-	17	11	0

W: Thurmond (2-0); L: Lichter (0-1); S: None

HR: Allen (3), Garrabrants (4)

Time: 3:22 Attendance: 1,490 Record: 18-1

**HIGHLIGHTS:** Steve Garrabrants was 2-for-6 with a career-high six RBI as the Sun Devils continued the school's best start since 1972 with a 17-5 win over Gonzaga at Packard Stadium. Garrabrants hit his fourth home run and his second in as many games with a grand slam in the third inning. Rod Allen also hit a home run for the second consecutive game, blasting a two-run shot as part of the seven-run third frame. Sophomore catcher Tuffy Gosewisch was 2-for-4 and had a career high three RBI. Senior Ben Thurmond improved to 2-0 by picking up the win with three scoreless innings out of the bullpen. Gonzaga out-hit ASU 13-11, but 10 walks and six errors proved to be costly as ASU was 7-for-16 with runners in scoring position. Freshman lefty Chris Beatty had his best outing as a Devil with two scoreless innings, giving up only one hit.

### GAME 20

#### #4 SUN DEVILS 10, Dayton 1

February 21, 2003 at Packard Stadium

	<u>1</u>	<u>2</u>	<u>3</u>	<u>4</u>	<u>5</u>	<u>6</u>	<u>7</u>	<u>8</u>	<u>9</u>		<u>R</u>	<u>H</u>	<u>E</u>
UD	0	0	0	0	0	0	0	1	0	-	1	5	4
ASU	2	0	0	0	6	0	2	0	x	-	10	13	2

W: Liebeck (4-0); L: Miller (0-1); S: None

HR: None

Time: 2:59 Attendance: 2,309 Record: 19-1

**HIGHLIGHTS:** Andre Ethier and Frank Mesa each had three hits and starting pitcher Jared Liebeck threw seven scoreless innings as ASU picked up its 19th win of the year in a 10-1 defeat of Dayton. ASU out-hit the flyers 13-5 and capitalized on four errors. Sophomore SS Dustin Pedroia was 2-for-3 for his 12th multi-hit game of the year.

### GAME 21

#### #4 SUN DEVILS 16, #11 Notre Dame 3

February 22, 2003 at Packard Stadium

	<u>1</u>	<u>2</u>	<u>3</u>	<u>4</u>	<u>5</u>	<u>6</u>	<u>7</u>	<u>8</u>	<u>9</u>		<u>R</u>	<u>H</u>	<u>E</u>
ND	0	1	0	0	0	2	0	0	0	-	3	6	3
ASU	0	0	0	0	5	4	2	5	x	-	16	10	3

W: Vaughan (3-1); L: Ogilvie (0-1); S: None

HR: West 2 (5, 6), Larish (8)

Time: 3:08 Attendance: 3,605 Record: 20-1

**HIGHLIGHTS:** Jeremy West and Jeff Larish each hit grand slam home runs as the Sun Devils defeated No. 11 Notre Dame 16-3 in front of 3,605 at Packard Stadium. West also had a two-run home run in the game and finished with three hits. Winning their 11th straight game and 20th of the season, the Devils erupted for two five-run innings and a four-run frame. Senior starting pitcher Beau Vaughan improved to 3-1 with six strikeouts and gave up one earned run in 5.2 innings. Dustin Pedroia added his 13th multi-hit game of the year with a 2-for-5 game.

### GAME 22

#### #4 SUN DEVILS 14, #11 Notre Dame 8

February 23, 2003 at Packard Stadium

	<u>1</u>	<u>2</u>	<u>3</u>	<u>4</u>	<u>5</u>	<u>6</u>	<u>7</u>	<u>8</u>	<u>9</u>		<u>R</u>	<u>H</u>	<u>E</u>
ND	0	1	0	0	0	7	0	0	0	-	8	13	3
ASU	4	0	0	0	0	9	0	1	x	-	14	13	1

W: Lopez (1-0); L: Gagne (0-1); S: Schroyer (4)

HR: West (7)

Time: 3:24 Attendance: 3,403 Record: 21-1

**HIGHLIGHTS:** Arizona State scored nine runs in the sixth inning to overcome a 8-4 Notre Dame lead and recorded its 21st victory of the year. Head coach Pat Murphy also picked up his 700th career coaching win with the come-from-behind win. ASU led early 4-1, but Notre Dame scored seven in the top of the sixth to take the four-run lead. With two outs, Jeff Larish drew a full-count walk and started a rally that would see the next nine Sun Devils score. Jeremy West had a two-run home run and Larish cleared the bases with a three-run double to the left field gap. Sophomore Dustin Pedroia was 4-for-6 with a double for his 14th multi-hit game of the year. Junior RHP Ryan Schroyer picked up his fourth save with three scoreless innings out of the bullpen.

### GAME 23

#### #2 SUN DEVILS 13, Penn State 0

February 28, 2003 at Packard Stadium

	<u>1</u>	<u>2</u>	<u>3</u>	<u>4</u>	<u>5</u>	<u>6</u>	<u>7</u>	<u>8</u>	<u>9</u>		<u>R</u>	<u>H</u>	<u>E</u>
PSU	0	0	0	0	0	0	0	0	0	-	0	6	1
ASU	1	0	2	5	0	0	3	2	x	-	13	16	1

W: Averill (4-0); L: Hamilton (0-1); S: None

HR: Larish (9), Guerrero (1)

Time: 2:55 Attendance: 1,871 Record: 22-1

**HIGHLIGHTS:** Three Sun Devil pitchers combined to give up only six hits and no runs as the No. 2/4 Arizona State Sun Devils defeated Penn State 13-0. Jeff Larish was 2-for-3 with three walks and six RBI, including his third grand slam of the year. Larish now leads the team with nine home runs and 48 RBI. ASU out-hit Penn State 16-6, with four Devils recording multi-hit games. Freshman lefty Erik Averill picked up the win with 5.2 scoreless innings out of the bullpen taking over for senior starter Jared Liebeck. Liebeck pitched well giving up only three hits in 2.1 scoreless innings, but did not return after a one-hour, five-minute rain delay during the top of the third inning. Joel Bocchi had three hits in the win for ASU.

### GAME 24

#### #2 SUN DEVILS 12, Penn State 1

March 1, 2003 at Packard Stadium

	<u>1</u>	<u>2</u>	<u>3</u>	<u>4</u>	<u>5</u>	<u>6</u>	<u>7</u>	<u>8</u>	<u>9</u>		<u>R</u>	<u>H</u>	<u>E</u>
PSU	0	0	0	1	0	0	0	0	0	-	1	8	3
ASU	6	4	0	2	0	0	0	0	0	-	12	10	0

W: McClellan (4-0); L: Tressler (0-1); S: None

HR: Bosch (2), Harter (1)

Time: 2:42 Attendance: 2,219 Record: 23-1

**HIGHLIGHTS:** Arizona State tied its best start in school history with a 12-1 win over Penn State to improve to 23-1 overall. ASU also won its 14th straight game and the 800th all-time victory at Packard Stadium. Frank Mesa was 2-for-5 with three RBI and Dustin Pedroia notched his 15th multi-hit game of the year. Senior starter Robbie McClellan struck out six in five strong innings to improve to 4-0 in 2003. The ASU bullpen combined for four scoreless innings.





# Sun Devil Baseball 2003

## Game-by-Game Capsules:

### GAME 25

#### #2 SUN DEVILS 11, Penn State 7

March 2, 2003 at Packard Stadium

	1	2	3	4	5	6	7	8	9	R	H	E
PSU	0	0	2	0	0	3	2	0	0	-	7	11 1
ASU	0	2	1	2	1	4	0	1	x	-	11	12 3

W: Thurmond (3-0); L: Palm (0-1); S: Schroyer (5)

HR: Larish (10), Harter (2)

Time: 2:53 Attendance: 2,404 Record: 24-1

**HIGHLIGHTS:** Jeff Larish hit his 10th home run of the season and Ryan Schroyer struck out three in 1.1 IP to nail down ASU's 15th straight win in a 11-7 victory over Penn State. The win improved ASU to 24-1, setting the ASU record for best start to the season. Dustin Pedroia was 2-for-5 with a pair of RBI and Larish was 2-for-3 with a triple and a three-run home run. Senior Ben Thurmond improved to 3-0 with five solid innings in which he scattered three hits and gave up only one earned run. Schroyer notched his fifth save.

### GAME 26

#### #3 SUN DEVILS 10, CS Northridge 2

March 6, 2003 at Packard Stadium

	<u>1</u>	<u>2</u>	<u>3</u>	<u>4</u>	<u>5</u>	<u>6</u>	<u>7</u>	<u>8</u>	<u>9</u>		<u>R</u>	<u>H</u>	<u>E</u>
CSUN	0	0	0	1	0	0	1	0	0	-	2	8	5
ASU	3	1	1	1	1	0	1	2	x	-	10	15	1

W: Averill (5-0); L: Rosales (1-3); S: None

HR: Simpson (3)

Time: 3:04 Attendance: 2,214 Record: 25-1

**HIGHLIGHTS:** Shortstop Dustin Pedroia tied a career high with four hits and added three doubles to help lead ASU to a 10-2 win over Cal State Northridge. Winning their 16th straight game, ASU also scored in double-digits for the eighth straight contest. Pedroia's three doubles increased his Pac-10 leading total to 15 on the year and he now has 17 multi-hit games. Hot-hitting first baseman Jeff Larish was 2-for-4 with one RBI and a triple and sophomore catcher Joel Bocchi was 2-for-4 with two RBI. Freshman left-handed pitcher Erik Averill improved to 5-0 on the year with six solid innings. Averill scattered seven hits and struck out five. Javy Lopez and Robbie McClellan sealed the win with three shutout innings out of the bullpen.

### GAME 27

#### #3 SUN DEVILS 19, Southern Utah 0

March 7, 2003 at Packard Stadium

	<u>1</u>	<u>2</u>	<u>3</u>	<u>4</u>	<u>5</u>	<u>6</u>	<u>7</u>		<u>R</u>	<u>H</u>	<u>E</u>
SUU	0	0	0	0	0	0	0	-	0	5	2
ASU	0	1	1	3	6	8	x	-	19	21	0

W: Sopko (3-0); L: Shepherd (0-2); S: None

HR: Buck (2)

Time: 2:48 Attendance: 2,632 Record: 26-1

**HIGHLIGHTS:** Freshman Travis Buck went 5-for-5 with seven RBI and hit for the cycle in ASU's most decisive win of the year with a 19-0 victory over Southern Utah. Buck capped his cycle by hitting a grand slam home run as part of ASU's eight-run sixth inning. Mark Sopko picked up the win to improve to 3-0 and four other Sun Devils recorded multi-hit games. Shortstop Dustin Pedroia was 3-for-4 for his 18th multi-hit game of the year, including hitting his 16th double of the year. Steve Garabrants and Frank Mesa each tabbed three hits in the victory.

### GAME 28

#### #3 SUN DEVILS 6, Utah 4

March 8, 2003 at Packard Stadium

	1	2	3	4	5	6	7	8	9	R	H	E
UTAH	0	0	3	1	0	0	0	0	0	-	4	7 0
ASU	0	0	0	0	4	0	0	2	x	-	6	8 0

W: Vaughan (4-1); L: Price (2-1); S: Schroyer (6)

HR: Jordinson (4)

Time: 3:02 Attendance: 2,927 Record: 27-1

**HIGHLIGHTS:** Steve Garabrants drilled a two-strike, two-out double in the bottom of the eighth inning to score senior Dennis Wyrick with the game-winning run in ASU's 6-4 victory over Utah. ASU trailed 4-0 heading into the fifth, but scored four in the frame and then scored two in the eighth to win its 18th consecutive victory. Garabrants finished with two doubles. Wyrick scored the winning run after reaching on a two-out bunt single to second base. Starter Ben Thurmond struck out a season-high eight and was relieved by Beau Vaughan who gave up only one hit and struck out five in 4.1 IP. Junior closer Ryan Schroyer struck out the side in the ninth inning to record his sixth save of the year. Dustin Pedroia also hit his 17th double of the season to lead off the first inning.

### GAME 29

#### #3 SUN DEVILS 12, CS Northridge 2

March 9, 2003 at Packard Stadium

	1	2	3	4	5	6	7	8	9	R	H	E
CSUN	0	0	2	0	0	0	0	0	0	-	2	8 4
ASU	2	0	1	3	3	0	3	0	x	-	12	15 2

W: Liebeck (5-0); L: Jean (0-1); S: None

HR: Larish (11), West (8)

Time: 3:16 Attendance: 3,389 Record: 28-1

**HIGHLIGHTS:** Jeff Larish went 2-for-4 with four RBI and hit his 11th home run of the year as the Sun Devils won their 19th straight game. Senior Dennis Wyrick was 3-for-3 while starting at third base and scored two runs. Dustin Pedroia tabbed his 19th multi-hit game and added his 18th double of the year. Senior Jered Liebeck improved to 5-0 with five strong innings before giving way to the bullpen.

### GAME 30

#### #30 Oklahoma 6, #1 SUN DEVILS 5

March 14, 2003 at Packard Stadium

	1	2	3	4	5	6	7	8	9	R	H	E
OU	0	0	1	2	0	0	2	0	1	-	6	9 2
ASU	0	0	0	2	0	0	2	1	0	-	5	11 3

W: McAuliff (1-0); L: Sopko (3-1); S: None

HR: West (9), Allen (4), Wyman (4), Yaconetti (6)

Time: 3:19 Attendance: 4,155 Record: 28-2

**HIGHLIGHTS:** The Sun Devils trailed early by three runs, but battled back to tie the game at 5-5 in the eighth inning on a pinch-hit single by junior Nick Walsh. Oklahoma then rallied in the top of the ninth and scored the winning run when Reggie Willits crossed the play on a controversial call after a fielder's choice by Gilbert native Jay Yaconetti. ASU got two-run home runs from Jeremy West and Rod Allen, but it wasn't enough as ASU had its 21-game Packard Stadium winning streak and 19-game overall streak come to an end. Mark Sopko took the loss to fall to 3-1 giving up one run and one hit in 0.2 innings. West was 3-for-5 and sophomore third baseman Frank Mesa was 2-for-4 for ASU's only other multi-hit performance.

### GAME 31

#### #1 SUN DEVILS 10, #30 Oklahoma 3

March 15, 2003 at Packard Stadium

	1	2	3	4	5	6	7	8	9	R	H	E
OU	0	0	1	0	1	0	1	0	0	-	3	11 1
ASU	0	0	0	4	1	2	1	2	x	-	10	15 0

W: Liebeck (6-0); L: Blair (2-2); S: None

HR: Yaconetti (7)

Time: 3:22 Attendance: 3,806 Record: 29-2

**HIGHLIGHTS:** Arizona State scored in each of the last five innings and recorded a season-high seven doubles en route to a 10-3 win over No. 30 Oklahoma. Marking the mid-point of the 2003 season, ASU scored in double-digits for the 18th time and out-hit the Sooners 15-11. Despite leaving 14 runners on base, ASU played strong down the stretch with five players recording multi-hit games. Playing without player of the year candidate Jeff Larish (back spasms), backup first baseman Mike Guerrero responded going 3-for-6 with three doubles and two RBI. Junior left fielder Rod Allen also had three hits to raise his season average over .300 and sophomore shortstop Dustin Pedroia recorded his 20th multi-hit game by going 2-for-4 with two RBI. Senior RHP Jered Liebeck remained perfect at 6-0.

### GAME 32

#### #1 SUN DEVILS 10, #30 Oklahoma 2

March 16, 2003 at Packard Stadium

	1	2	3	4	5	6	7	8	9	R	H	E
OU	0	0	1	0	0	0	1	0	0	-	2	7 1
ASU	4	1	5	0	0	0	0	0	x	-	10	10 3

W: Averill (6-0); L: Purcey (0-1); S: None

HR: Wyman (5)

Time: 2:29 Attendance: 2,900 Record: 30-2

**HIGHLIGHTS:** The Devils recorded their 30th win of the year by scoring in double-digits for the second straight game against the No. 30 Sooners. ASU led off the game with consecutive doubles from Dustin Pedroia, Dennis Wyrick and Mike Guerrero to build an early 4-0 lead after the first inning. The Sun Devils added six more runs in the next two innings and cruised to the 10-2 victory. Freshman lefty Erik Averill picked up the win to improve to 6-0 and Pedroia recorded his 21st multi-hit game and had two more doubles to bring his season total to 21. Andre Ethier was also 2-for-4 in the victory.

### GAME 33

#### #1 SUN DEVILS 9, #29 Wichita State 2

March 18, 2003 at Packard Stadium

	1	2	3	4	5	6	7	8	9	R	H	E
WSU	0	0	0	0	0	0	0	1	1	-	2	8 1
ASU	0	0	3	2	0	1	0	3	x	-	9	12 1

W: Vaughan (5-1); L: Uhlmansiek (3-1); S: None

HR: None

Time: 3:24 Attendance: 3,099 Record: 31-2

**HIGHLIGHTS:** Senior third baseman Dennis Wyrick continued his hot hitting with three hits and senior relief pitcher Beau Vaughan struck out seven in four innings to lead the Devils to a 9-2 win over Wichita State. ASU scored first with three runs in the third inning, with two runs scoring on a double by junior Mike Guerrero. Jeremy West and Travis Buck also added two-run doubles as the Devils won their 22nd game in the last 23 contests. Sophomore shortstop Dustin Pedroia was 1-for-2 with three runs scored and set a career high with three walks. Wyrick, who extended his hitting streak to a season-high seven games, also set a career high with two stolen bases.

### GAME 34

#### #29 Wichita State 6, #1 SUN DEVILS 3

March 19, 2003 at Packard Stadium

	1	2	3	4	5	6	7	8	9	R	H	E
WSU	4	0	0	0	0	0	2	0	0	-	6	8 0
ASU	0	0	0	1	0	0	0	1	1	-	3	9 1

W: Sanders (3-0); L: Beatty (0-1); S: Dennison (4)

HR: Moffitt (5)

Time: 2:46 Attendance: 2,417 Record: 31-3

**HIGHLIGHTS:** Wichita State scored four runs in the first inning off freshman starter Chris Beatty and cruised to a 6-3 win to hand ASU only its third loss of the year. Third baseman Cody Clark provided all the runs the Shockers would need with a bases loaded triple in the first inning. Beatty took the loss giving up four runs and three hits in his first career start. Relievers Bryce Kartler and Mark Sopko combined for seven shutout innings out of the bullpen. Dustin Pedroia added his 22nd multi-hit game of the year in ASU's last non-conference game before entering Pac-10 play vs. Stanford over the weekend. Travis Buck and Andre Ethier also had two hits in the loss.

### GAME 35

#### #1 SUN DEVILS 7, #6 Stanford 6 (11)

March 22, 2003 at Packard Stadium

	1	2	3	4	5	6	7	8	9	10	11	R	H	E
STAN	0	0	0	0	2	3	0	1	0	0	0	-	6	13 3
ASU	0	0	0	0	0	3	2	1	0	0	1	-	7	11 2

W: Schroyer (4-0); L: Manship (0-2); S: None

HR: None

Time: 4:12 Attendance: 4,019 Record: 32-3

**HIGHLIGHTS:** Dennis Wyrick singled with two outs in the bottom of the 11th inning to give the No. 1 Sun Devils a 7-6 come-from-behind win over the No. 6 Stanford Cardinal. Wyrick finished the game 3-for-6 with three RBI as ASU erased an early 5-0 deficit to improve to 32-3 overall. Travis Buck also had three hits and two RBI and drove home the tying run in the bottom of the eighth when he legged out an infield single. Junior closer Ryan Schroyer worked three scoreless innings giving up just one hit to record his fourth win of the year and maintain his 0.00 ERA in 20.1 innings this year.

### GAME 36

#### #6 Stanford 9, #1 SUN DEVILS 8 (10)

March 23, 2003 at Packard Stadium

	1	2	3	4	5	6	7	8	9	10	R	H	E
STAN	2	3	0	1	0	0	2	0	0	1	-	9	13 1
ASU	0	0	0	1	0	0	0	4	3	0	-	8	14 3

W: O'Hagan (2-1); L: Schroyer (4-1) S: Quick (2)


HR: Ethier (2), Garabrants (5)

Time: 3:31 Attendance: 3,483 Record: 32-4

**HIGHLIGHTS:** Arizona State rallied from an 8-1 deficit after seven innings to tie the game by scoring seven runs in the eighth and ninth innings. After scoring four in the eighth, Andre Ethier hit a three-run home run with two outs in the bottom of the ninth to push the game into extra innings for the second straight day. After Stanford scored a run on a Sam Fuld single in the top of the 10th, ASU loaded the bases with one out and could not push home the tying or winning runs. Dennis Wyrick, Dustin Pedroia, Jeremy West and Ethier each recorded three hits in the loss to fall to 32-4 overall and 1-1 in Pac-10 play.



# Sun Devil Baseball 2003



## Game-by-Game Capsules:

### GAME 27

#### #7 Stanford 4, #2 SUN DEVILS 3

March 24, 2003 at Packard Stadium

	1	2	3	4	5	6	7	8	9	R	H	E
STAN	0	0	1	0	0	0	1	2	0	-	4	13 0
ASU	0	0	0	1	1	0	0	0	0	-	2	5 1

W: Romanczuk (6-0); L: Sopko (3-2); S: None

HR: None

Time: 2:43 Attendance: 3,397 Record: 32-5

**HIGHLIGHTS:** Stanford senior catcher Ryan Garko went 4-for-4 including a two-run home run to break a 2-2 tie in the top of the eighth inning. The home run sparked the No. 7 Cardinal to a 4-2 victory over the No. 2 Arizona State Sun Devils. Cardinal freshman starter Mark Romanczuk threw a complete-game five hitter limiting the Sun Devils to a season low in hits. Sam Fuld was also 4-for-5 with a pair of triples to lead Stanford to the 2-1 series win. ASU starter Ben Thurmond had a solid outing in his longest start of the year (6.2 IP) and stuck out five. Limited to only five hits, no player had more than one and Dustin Pedroia tabbed his 23rd double of the year. ASU finished its eight game stretch in 11 days by going 4-4 after starting the year 28-1.





# Sun Devil Baseball 2003

## Position Players 2003 Single Game and Career Highs

### #2 Dustin Pedroia, SS (Woodland, Calif.)

Category	2003 Best	Career Best (last)
At Bats	6 - 4x (STAN; 3/23)	6 - 5x (STAN; 3/23/03)
Runs	3 (OSU; 2/16)	3 - 3x (OSU; 2/16/03)
Hits	4 - 2x (CSUN; 3/6)	4 - 4x (CSUN; 3/6/03)
RBI	2 - 6x (SUU; 2/7)	2 - 19x (SUU; 2/7/03)
BB	3 (WST; 3/18)	Same
SB	1 (UHH; 1/17)	1 - 6x (UHH; 1/17/03)
2B	3 (CSUN; 3/6)	Same
HR	1 - 2x (OSU; 2/16)	1 - 3x (OSU; 2/16)
Hit Streak	15	22 games

### #4 Travis Buck, OF (Richland, Wash.)

Category	2003 Best	Career Best (last)
At Bats	7 (BYU; 2/7)	Same
Runs	3 - 2x (SUU; 2/7)	Same
Hits	5 (SUU; 2/7)	Same
RBI	7 (SUU; 2/7)	Same
BB	2 (SDSU; 1/25)	Same
SB	2 - 2x (SUU; 2/7)	Same
2B	2 (SDSU; 1/24)	None
HR	1 - 2x (SUU; 2/7)	Same
Hit Streak	7 games	Same

### #5 Dennis Wyrick, 3B (Azusa, Calif.)

Category	2003 Best	Career Best (last)
At Bats	6 - 2x (STAN; 3/22)	Same
Runs	2 - 2x (OKLA; 3/15)	3 - 2x (LMU; 3/1/02)
Hits	3 - 3x (STAN; 3/23)	4 (UCLA; 4/20/00)
RBI	2 - 5x (OKLA; 3/15)	3 - 3x (Oklahoma; 4/18/01)
BB	2 - 2x (WST; 3/18)	3 (Cal; 3/25/00)
SB	2 (WSU; 3/18)	Same
2B	1 - 5x (STAN; 3/23)	2 (ARIZ; 3/23/02)
HR	1 (UHH; 1/17)	Same
Hit Streak	7 games	9 games

### #8 Jeremy West, DH/C (Las Vegas, Nev.)

Category	2003 Best	Career Best (last)
At Bats	5 (UHH; 1/17)	6 - 3x (PORT; 5/15/02)
Runs	4 (ND; 2/22)	4 - 4x (ND; 2/22/03)
Hits	3 - 2x (STAN; 3/23)	4 - 3x (PORT; 5/15/02)
RBI	6 (ND; 2/22)	8 (PORT; 5/15/02)
BB	4 (OKLA; 3/15)	Same
SB	1 - 2x (ND; 2/22)	2 (SUU; 2/1/01)
2B	1 - 3x (WST; 3/18)	2 - 2x (PORT; 5/14/02)
HR	2 (ND; 2/22)	2 (ND; 2/22/03)
Hit Streak	3 games	10 games

### #9 Steve Garrabrants, 2B (Phoenix, Ariz.)

Category	2003 Best	Career Best (last)
At Bats	6 - 2x (GU; 2/17)	6 - 5x (GU; 2/17/03)
Runs	3 - 2x (SDSU; 1/26)	4 (USC; 5/19/02)
Hits	3 - 2x (SUU; 2/7)	3 - 9x (SUU; 2/7/03)
RBI	6 (GU; 2/17)	Same
BB	2 (ND; 2/22)	4 (Tennessee; 5/1/01)
SB	2 - 2x (SUU; 2/7)	2 - 8x (SUU; 2/7/03)
2B	2 (UTAH; 3/8)	2 - 4x (UTAH; 3/8/03)
HR	1 - 5x (STAN; 3/23)	1 - 7x (STAN; 3/23/03)
Hit Streak	4 games	11 games

### #10 Rod Allen, OF (Phoenix, Ariz.)

Category	2003 Best	Career Best (last)
At Bats	5 - 6x (STAN; 3/23)	5 - 26x (OKLA; 3/15/03)
Runs	2 - 3x (SUU; 2/7)	4 (NMSU; 4/17/01)
Hits	3 (OKLA; 3/15)	4 (NMSU; 4/17/01)
RBI	5 (UHH; 1/19)	5 - 3x (UHH; 1/19/03)
BB	2 - 2x (GU; 2/17)	2 - 9x (GU; 2/17/03)
SB	1	2 - 2X (SJU; 3/9/02)
2B	1 - 3x (PSU; 2/28)	2 (Duke; 2/10/01)
HR	1 - 4x (OU; 3/14)	1 - 16x (OU; 3/14/03)
Hit Streak	5 games	17 games

### #11 Jeff Larish, INF (Tempe, Ariz.)

Category	2003 Best	Career Best (last)
At Bats	5 - 3x (STAN; 3/23)	6 - 4x (USD; 6/1/02)
Runs	3 - 2x (BYU; 2/7)	4 (PORT; 5/15/02)
Hits	3 - 3x (BYU; 2/7)	4 - 2x (UCLA; 4/12/02)
RBI	9 (SDSU; 1/26)	Same
BB	3 - 2x (PSU; 3/1)	3 - 5x (PSU; 3/01/03)
SB	1 - 2x (PSU; 3/1)	1 - 2x (PSU; 3/1/03)
2B	2 - 2x (ND; 2/23)	Same
HR	2 (SDSU; 1/26)	Same
Hit Streak	9 games	10 games

### #14 Andre Ethier, OF (Phoenix, Ariz.)

Category	2003 Best	Career Best (last)
At Bats	5 - 3x (ND; 2/22)	6 (UCLA; 4/14/02)
Runs	5 (SDSU; 1/26)	5 - 2x (SDSU; 1/26/03)
Hits	4 (UHH; 1/19)	4 - 2x (UHH; 1/19/03)
RBI	3 - 4x (STAN; 3/23)	5 - 2x (WSU; 4/7/02)
BB	3 (SDSU; 1/26)	4 (USD; 6/1/02)
SB	1 - 2x	1 - 3x (LBSU; 2/2/03)
2B	1 - 6x (STAN; 3/24)	1 - 18x (STAN; 3/24/03)
HR	1 - 2x (STAN; 3/23)	2 (WSU; 4/7/02)
Hit Streak	7 games	7 games

### #16 Nick Cadena, OF/1B/C (Glendale, Ariz.)

Category	2003 Best	Career Best (last)
At Bats	3 (UHH; 1/19)	6 (WSU; 4/7/02)
Runs	1 - 2x	3 - 2x (USC; 5/19/02)
Hits	2 (UHH; 1/19)	3 - 3x (OSU; 5/24/02)
RBI	1 - 1x	5 (USC; 5/19/02)
BB	1 - 2x	1 - 6x (UH; 6/2/02)
SB	None	1 (USD; 6/1/02)
2B	1 (UHH; 1/19)	1 - 3x (UHH; 1/19/03)
HR	None	2 - 2x (USC; 5/19/02)
Hit Streak	2 games	4 games

### #19 Joel Bocchi, C (Phoenix, Ariz.)

Category	2003 Best	Career Best (last)
At Bats	5 (UHH; 1/17)	Same
Runs	1 - 10x	1 - 13x (PSU; 2/28/03)
Hits	4 (UHH; 1/17)	Same
RBI	3 - 3x (BYU; 2/8)	Same
BB	1 - 2x	1 - 3x (SDSU; 1/26/03)
SB	1 (UHH; 1/17)	Same
2B	1 - 3x (BYU; 2/7)	1 - 4x (BYU; 2/7/03)
HR	1 - 2x (BYU; 2/8)	Same
Hit Streak	4 games	3 games



# Sun Devil Baseball 2003

## Hitters/Pitchers Single-Game Career and 2003 Highs

### #17 Ryan McKenna, OF (Elgin, Ill.)

Category	2003 Best	Career Best (last)
At Bats	Redshirt Year	6 (Tenn; 5/2/01)
Runs	Redshirt Year	3 (UCLA; 4/14/02)
Hits	Redshirt Year	2 - 7x (STAN; 5/11/02)
RBI	Redshirt Year	3 (WSU; 4/6/02)
BB	Redshirt Year	2 - 2x (Nevada; 5/16/01)
SB	Redshirt Year	1 - 3x (OKST; 3/10/02)
2B	Redshirt Year	1 - 4x (WSU; 4/6)
HR	Redshirt Year	1 (UNLV; 4/1/02)
Hit Streak	Redshirt Year	4 games

### #20 Nick Walsh, 2B/OF (Alamo, Calif.)

Category	2003 Best	Career Best (last)
At Bats	5 (UHH; 1/19)	5 - 6x (UHH; 1/19/03)
Runs	2 (BYU; 2/7)	4 (Tenn; 5/2/01)
Hits	1 - 9x (WST; 3/19)	3 - 3x (UW; 5/14/01)
RBI	1 - 2x (OU; 3/14)	2 - 5x (UW; 5/14/01)
BB	3 (BYU; 2/7)	4 (UCLA; 5/19/01)
SB	1 (BYU; 2/7)	1 - 7x (BYU; 2/7/03)
2B	1 (SDSU; 1/24)	2 (Tenn; 5/2/01)
HR	None	1 (WSU; 4/13/01)
Hit Streak	3 games	3 games

### #27 Bryce Kartler, OF/DH (Phoenix, Ariz.)

Category	2003 Best	Career Best (last)
At Bats	1 - 8x (WSU; 3/18)	4 (USC; 5/19/02)
Runs	1 - 2x (UHH; 1/19)	1 (NMSU; 4/30/02)
Hits	None	2 - 2x (USC; 5/17/02)
RBI	None	2 - 2x (USC; 5/17/02)
BB	2 (BYU; 2/7)	2 (UCLA; 5/19/01)

### #31 Ryan Bosch, RHP (Livermore, Calif.)

Category	2003 Best	Career Best (last)
At Bats	None	2 (USC; 5/17/02)
Runs	None	1 (UHH; 1/18)
Hits	None	None
RBI	None	None
BB	None	None
SB	None	None
2B	None	None
HR	None	None
Hit Streak	None	None

### #30 Mike Guerrero, 1B/DH (Mesa, Ariz.)

Category	2003 Best	Career Best (last)
At Bats	6 (OKLA; 3/15)	6 (UHH; 1/18)
Runs	3 (UHH; 1/19)	3 (UHH; 1/18)
Hits	4 (UHH; 1/19)	4 (UHH; 1/18)
RBI	3 (UHH; 1/19)	3 (UHH; 1/18)
BB	1 (UHH; 1/18)	1 (UHH; 1/18)
SB	None	None
2B	None	None
HR	None	None
Hit Streak	None	None

### #59 Aaron Klusman, RHP (Phoenix, Ariz.)

Category	2003 Best	Career Best (last)
At Bats	6 (OKLA; 3/15)	6 (UHH; 1/18)
Runs	3 (UHH; 1/19)	3 (UHH; 1/18)
Hits	4 (UHH; 1/19)	4 (UHH; 1/18)
RBI	3 (UHH; 1/19)	3 (UHH; 1/18)
BB	1 (UHH; 1/18)	1 (UHH; 1/18)
SB	None	None
2B	None	None
HR	None	None
Hit Streak	None	None

### #31 Ryan Bosch, OF (Livermore, Calif.)

Category	2003 Best	Career Best (last)
At Bats	5 (UHH; 1/18)	5 (UHH; 1/18)
Runs	2 - 2x (CSUN; 3/9)	2 - 2x (CSUN; 3/9)
Hits	2 - 3x (PSU; 3/1)	2 - 3x (PSU; 3/1)
RBI	4 (UHH; 1/18)	4 (UHH; 1/18)
BB	2 (OKLA; 3/15)	2 (OKLA; 3/15)
SB	1 - 3x (ND; 2/22)	1 - 3x (ND; 2/22)
2B	1 - 2x (PSU; 2/28)	1 - 2x (PSU; 2/28)
HR	1 - 2x (PSU; 3/1)	1 - 2x (PSU; 3/1)
Hit Streak	3 games	3 games

### #32 Frank Mesa, UTL (Yuma, Ariz.)

Category	2003 Best	Career Best (last)
At Bats	6 - 2x (BYU; 2/7)	6 - 2x (BYU; 2/7)
Runs	3 - 2x (SUU; 2/7)	3 - 2x (SUU; 2/7)
Hits	4 (BYU; 2/7)	4 (BYU; 2/7)
RBI	3 - 2x (PSU; 3/1)	3 - 2x (PSU; 3/1)
BB	3 (GU; 2/17)	3 (GU; 2/17)
SB	1 (SUU; 2/7)	1 (SUU; 2/7)
2B	1 - 3x (PSU; 3/1)	1 - 3x (PSU; 3/1)
HR	1 (BYU; 2/7)	1 (BYU; 2/7)
Hit Streak	3 games	3 games

### #39 Tuffy Gosewisch, C (Scottsdale, Ariz.)

Category	2003 Best	Career Best (last)
At Bats	5 (UHH; 1/18)	5 (UHH; 1/18)
Runs	2 - 2x (UHH; 1/19)	2 - 2x (UHH; 1/19)
Hits	2 - 6x (UTAH; 3/8)	2 - 6x (UTAH; 3/8)
RBI	3 (GU; 2/17)	3 (GU; 2/17)
BB	1 - 2x	2 (UNLV; 3/8/02)
SB	None	None
2B	1 - 3x (OKLA; 3/15)	1 - 3x (OKLA; 3/15)
HR	None	None
Hit Streak	3 games	4 games

### #3 Javy Lopez, RHP (El Paso, Texas)

Category	2003 Best	Career Best (last)
Innings	2.0 (CSUN; 3/6)	2.0 (CSUN; 3/6)
Runs Allowed	2 (ND; 2/23)	2 (ND; 2/23)
ER Allowed	2 (ND; 2/23)	2 (ND; 2/23)
K's	2 - 2x (SDSU; 1/26)	2 - 2x (SDSU; 1/26)
BB	None	None
Runs Allowed	2 - 4x (ND; 2/23)	2 - 4x (ND; 2/23)
ER Allowed	None	None
WP	1 (PSU; 3/1)	1 (PSU; 3/1)

### #12 Ryan Schroyer, RHP (Casa Grande, Ariz.)

Category	2003 Best	Career Best (last)
Innings	3.0 - 2x (STAN; 3/22)	6.2 (SUU; 2/1/02)
Runs Allowed	1 (STAN; 3/23)	6 (USC; 4/6/01)
ER Allowed	1 (STAN; 3/23)	6 (USC; 4/6/01)
K's	4 (UHH; 1/17)	11 (SUU; 2/1/02)
BB	1 (UHH; 1/17)	5 (ORU; 4/19/01)
Runs Allowed	3 (ND; 2/23)	8 (FSU; 2/15/02)
ER Allowed	2 (SDSU; 1/24)	2 (SDSU; 1/24)
WP	None	2 (CSF; 2/23/02)

### #15 Robbie McClellan, RHP (Liberal, Kan.)

Category	2003 Best	Career Best (last)
Innings	5.0 (PSU; 3/1)	9.0 (LMU; 3/2/02)
Runs Allowed	3 - 2x (STAN; 3/23)	6 - 2x (UND; 4/26/02)
ER Allowed	3 - 2x (STAN; 3/23)	6 (OSU; 5/25/02)
K's	6 (PSU; 3/1)	10 (UNLV; 3/8/02)
BB	3 - 2x (WST; 3/18)	8 (LMU; 3/2/02)
Hits Allowed	6 (PSU; 3/1)	9 (WSU; 4/7/02)
WP	1 (LBSU; 1/31)	2 - 3x (UND; 4/26/02)
HBP	1 - 2x (STAN; 3/23)	1 - 8x (STAN; 3/23/03)



# Sun Devil Baseball 2003

## Pitchers Single-Game Career and 2003 Highs

### #22 Matt Leaf, RHP (Peoria, Ariz.)

Category	2003 Best	Career Best (last)
Innings	2.0 (UHH; 1/17)	Same
Runs Allowed	2 (UHH; 1/17)	Same
ER Allowed	2 (UHH; 1/17)	Same
K's	2 (SDSU; 1/26)	Same
BB	2 (UHH; 1/17)	Same
Hits Allowed	3 (UHH; 1/17)	Same
WP	None	None
HBP	None	None

### #26 Beau Vaughan, RHP (Glendale, Ariz.)

Category	2003 Best	Career Best (last)
Innings	5.2 (ND; 2/22)	Same
Runs Allowed	5 (PSU; 3/2)	Same
ER Allowed	5 (PSU; 3/2)	Same
K's	9 (UHH; 1/17)	Same
BB	4 (ND; 2/22)	Same
Hits Allowed	5 - 3x (STAN; 3/22)	Same
WP	1 (ND; 2/22)	None
HBP	2 (BYU; 2/8)	Same

### #27 Bryce Kartler, LHP (Phoenix, Ariz.)

Category	2003 Best	Career Best (last)
Innings	2.0 - 2x (WST; 3/19)	6.2 (TENN; 2/10/02)
Runs Allowed	7 (SDSU; 1/26)	8 (ARIZ; 3/24/02)
ER Allowed	7 (SDSU; 1/26)	7 (ARIZ; 3/24/02)
K's	4 - 2x (WST; 3/19)	9 - 2x (TENN; 2/10/02)
BB	3 (SDSU; 1/26)	6 (TENN; 2/10/02)
Hits Allowed	4 (SDSU; 1/26)	10 (OKLA; 3/17/02)
WP	1 (OSU; 2/16)	3 - 2x (ARIZ; 3/24/02)
HBP	1 (UHH; 1/19)	4 (FSU; 2/17/02)

### #38 Josh Perrault, RHP (Mesa, Ariz.)

Category	2003 Best	Career Best (last)
Innings	1.0 (STAN; 3/23)	2.0 - 2x (PORT; 5/15)
Runs Allowed	None	3 (PORT; 5/15)
ER Allowed	None	3 (PORT; 5/15)
K's	1 (STAN; 3/23)	3 - 2x (PORT; 5/15)
BB	None	1 - 2x (PORT; 5/15)
Hits Allowed	None	5 (PORT; 5/15)
WP	None	1 - 2x (PORT; 5/15)
HBP	1 (STAN; 3/23)	1 (FSU; 2/17)

### #40 Ben Thurmond, RHP (Hopkins, S.C.)

Category	2003 Best	Career Best (last)
Innings	6.2 (STAN; 3/24)	11.0 (UNCA; 4/9/00)
Runs Allowed	4 - 2x (UTAH; 3/8)	8 (GT; 3/10/02)
ER Allowed	4 (UTAH; 3/8)	7 (HP; 5/6/01)
K's	8 (UTAH; 3/8)	12 (UNCA; 4/9/00)
BB	2 (UTAH; 3/8)	5 (HAW; 3/28/00)
Hits Allowed	8 (STAN; 3/24)	14 (HP; 5/6/01)
WP	1 - 2x (STAN; 3/24)	2 - 2x (UT; 3/5/02)
HBP	1 (GU; 2/14)	2 - 2x (FLA; 2/16/02)

### #41 Mark Sopko, RHP (Joliet, Ill.)

Category	2003 Best	Career Best (last)
Innings	7.0 (GU; 2/14)	Same
Runs Allowed	4 (ND; 2/23)	4 - 2x (ND; 2/23/03)
ER Allowed	4 (ND; 2/23)	4 - 2x (ND; 2/23/03)
K's	5 (GU; 2/14)	Same
BB	2 (UHH; 1/16)	3 (OKLA; 3/17/02)
Hits Allowed	6 (SDSU; 1/24)	Same
WP	1 - 6x (STAN; 3/23)	1 - 7x (STAN; 3/23/03)
HBP	3 (UHH; 1/16)	3 (UHH; 1/16/03)

### #45 Erik Averill, LHP (Orange, Calif.)

Category	2003 Best	Career Best (last)
Innings	7.1 (UHH; 1/18)	Same
Runs Allowed	4 (BYU; 2/8)	Same
ER Allowed	4 (BYU; 2/8)	None
K's	7 (UHH; 1/18)	Same
BB	2 - 2x (GU; 2/17)	Same
Hits Allowed	7 - 2x (STAN; 3/22)	Same
WP	None	None
HBP	2 - 2x (LBSU; 2/2)	Same

### #47 Jered Liebeck, RHP (Glendale, Ariz.)

Category	2003 Best	Career Best (last)
Innings	9.0 (LBSU; 2/1)	Same
Runs Allowed	6 (BYU; 2/7)	6 - 2x (BYU; 2/7/03)
ER Allowed	3 - 3x (STAN; 3/23)	6 (Arizona; 5/21/00)
K's	7 (UHH; 1/17)	8 (USC; 5/17/02)
BB	3 - 2x (OSU; 2/16)	4 (OKLA; 4/24/02)
Hits Allowed	9 (OKLA; 3/15)	Same
WP	1 (SDSU; 1/25)	1 - 6x (SDSU; 1/25/03)
HBP	None	1 - 6x (ARIZ; 3/24/02)

### #48 Carlos Arguello, LHP (Albuquerque, N.M.)

Category	2003 Best	Career Best (last)
Innings	2.0 (OKLA; 3/16)	9.0 (USD; 6/1/02)
Runs Allowed	4 (UHH; 1/19)	2 - 4x (OSU; 5/26/02)
ER Allowed	4 (UHH; 1/19)	2 - 3x (OSU; 5/26/02)
K's	2 - 4x (OKLA; 3/16)	7 (USD; 6/1/02)
BB	2 (UHH; 1/19)	2 - 2x (USD; 6/1/02)
Hits Allowed	3 (UHH; 1/19)	7 (USD; 6/1/02)
WP	None	1 (FSU; 2/16/02)
HBP	1 (LBSU; 1/31)	1 - 3x (LBSU; 1/31/03)

### #49 Brett Bordes, LHP (Mesa, Ariz.)

Category	2003 Best	Career Best (last)
Innings	2.1 (ND; 2/22)	Same
Runs Allowed	2 (WST; 3/19)	Same
ER Allowed	2 (WST; 3/19)	Same
K's	3 (ND; 2/22)	Same
BB	2 - 2x (ND; 2/22)	Same
Hits Allowed	2 - 2x (OKST; 2/15)	Same
WP	None	None
HBP	None	None

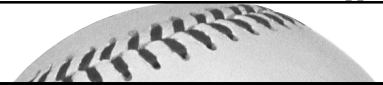
### #55 Chris Beatty, LHP (Kokomo, Ind.)

Category	2003 Best	Career Best (last)
Innings	2.0 (GU; 2/17)	Same
Runs Allowed	4 (WST; 3/19)	Same
ER Allowed	4 (WST; 3/19)	Same
K's	2 - 4x (WST; 3/19)	Same
BB	2 - 2x (WST; 3/19)	Same
Hits Allowed	3 (WST; 3/19)	Same
WP	None	None
HBP	1 (ND; 2/23)	Same





# Sun Devil Baseball 2003



## Last Time it Happened in Sun Devil Baseball...

*(Through 37 Games of 2003)*

### Hitting Categories:

**A SUN DEVIL HIT A GRAND SLAM:** Jeff Larish, February 28, 2003 vs. Penn State (Packard Stadium)  
**HIT A GAME-WINNING HOME RUN:** Rod Alen, Feb. 2, 2002, vs. Oral Roberts (8th inning at Hohokam Park)  
**A SUN DEVIL LED OFF A GAME WITH A HR:** Steve Garrabrants, Feb. 9, 2002 vs. Tennessee (first pitch of game)  
**A SUN DEVIL HIT FOR THE CYCLE:** Travis Buck, March 7, 2003 vs. Southern Utah (19-0 win)  
**THE DEVILS HIT FOR THE CYCLE TO OPEN A GAME:** Feb. 9, 2002 vs. Tennessee in first inning (HR/2B/1B/3B)  
**THE DEVILS HIT BACK-TO-BACK HOME RUNS:** Andre Ethier and Jeremy West, Jan. 18, 2003 at Hawai'i-Hilo (4th Inning)  
**A SUN DEVIL HIT TWO HOME RUNS IN ONE GAME:** Jeremy West, Feb. 21, 2003 vs. Notre Dame  
**A SUN DEVIL HIT THREE HOME RUNS IN A GAME:** Jim Austin, March 12, 1991, vs. Grand Canyon  
**A SUN DEVIL HAD 5 HITS IN A GAME:** Travis Buck, March 7, 2003 vs. Southern Utah (19-0 win, hits for cycle)  
**A SUN DEVIL HAD 6 HITS IN A GAME:** Mark Ernster, Feb. 20, 1999, vs. Brigham Young (Packard Stadium)  
**A SUN DEVIL HAD 7 HITS IN A GAME:** Jerry Mantlo, Feb. 6, 1972, vs. Michigan  
**A SUN DEVIL HAD 3 DOUBLES IN A GAME:** Mike Guerrero, Mar. 15, 2003 vs. Oklahoma (10-3 win)  
**A SUN DEVIL HIT 2 TRIPLES IN A GAME:** Mel Stocker, May 13, 2000, vs. Washington (Packard Stadium)  
**A SUN DEVIL HAD 7 RBI IN A GAME:** Travis Buck, March 7, 2003 vs. Southern Utah (19-0 win, hits for cycle)  
**A SUN DEVIL HAD 8 RBI IN A GAME:** Jeremy West, May 15, 2002 vs. Portland (Hohokam Park)  
**A SUN DEVIL HAD 9 RBI IN A GAME:** Jeff Larish, January 26, 2003 vs. San Diego State (2-run 1B, 2-run HR, Grand Slam)  
**A SUN DEVIL STOLE 4 BASES IN A GAME:** Mel Stocker, Feb. 1, 2001, vs. Southern Utah (Packard Stadium)  
**A SUN DEVIL STRAIGHT STEAL OF HOME:** Dustin Pedroia, Feb. 3, 2002 vs. Southern Utah (Hohokam Park, 3rd inning)  
**A SUN DEVIL STRUCK OUT FOUR OR MORE TIMES IN A GAME:** Casey Myers, April 29, 2000, at USC (Deadeaux Field)  
**A SUN DEVIL WALKED FOUR TIMES IN A GAME:** Jeremy West, March 15, 2003 vs. Oklahoma (3 intentional)  
**A SUN DEVIL HITTER STRANDED SIX RUNNERS ON BASE:** Andre Ethier (6), February 17, 2003 vs. Gonzaga  
**A SUN DEVIL RECORDED 13 TOTAL BASES:** Mitch Jones, Feb. 27, 2000, vs. Southern Utah (2 HR, 2 2B, 1B)  
**A SUN DEVIL HAD TWO SAC BUNTS IN A GAME:** Mike Lopez, May 12, 2001 at Washington (11-6 win in 10 innings)  
**A SUN DEVIL SCORED FIVE RUNS IN A GAME:** Andre Ethier, April 7, 2002, at Washington State (Bailey-Brayton Field)  
**THE SUN DEVILS LEFT 13 OR MORE RUNNERS ON BASE:** vs. Oklahoma (14), March 15, 2003 (10-3 win at Packard Stadium)  
**A SUN DEVIL WAS HIT BY PITCHES TWO OR MORE TIMES:** Dustin Pedroia (2), January 17, 2003 at Hawai'i-Hilo (Game 2)  
**AN OPPONENT HIT TWO HOME RUNS IN ONE GAME:** Chad Diaz (New Mexico State), April 17, 2001 at NMSU

### Pitching Categories:

**A SUN DEVIL PITCHER THREW A NO-HITTER:** Kevin Rawitzer, March 2, 1993, vs. Southern Utah (ASU 7, SUU 0)  
**A SUN DEVIL PITCHER THREW A PERFECT GAME:** Eddie Bane, March 2, 1973, vs. Cal State Northridge (ASU 9, CSUN 0)  
**A SUN DEVIL PITCHER THREW A ONE-HITTER:** Drew Friedberg, Jan. 24, 1999, vs. Hawaii-Hilo (ASU 10, Hilo 0)  
**A SUN DEVIL PITCHER THREW A TWO-HITTER:** Will Waldrip, Jan. 23, 1999, vs. Hawaii-Hilo (ASU 3, Hilo 0)  
**ARIZONA STATE WAS NO-HIT:** Phil Keller (Stanford), March 23, 1970 (Stanford 1, ASU 0)  
**ARIZONA STATE WAS ONE-HIT:** Alan Dunn/Tim Meacham (Alabama), June 10, 1983 (Alabama 6, ASU 0)  
**A SUN DEVIL PITCHER THREW A COMPLETE GAME:** Jered Liebeck, Feb. 1, 2003 (3-0 win at LBSU)  
**A SUN DEVIL PITCHER THREW BACK-TO-BACK COMPLETE GAMES:** Robbie McClellan (3/2, 3/8, 2002)  
**AN OPPOSING PITCHER THREW A COMPLETE GAME:** Eddie Bonine (Washington State), April 5, 2002 (7-4 WSU Win)  
**THE SUN DEVILS SHUT OUT AN OPPONENT (1 OR MORE PITCHERS):** Southern Utah, Mar. 7, 2003 (Sopko/Arguello/Leaf)  
**THE SUN DEVILS WERE SHUT OUT:** USC (Randy Flores), April 7, 1995 (USC 9, ASU 0) -- 470 Games (*NCAA Record*)  
**A SUN DEVIL STRUCK OUT 10 OR MORE BATTERS IN A GAME:** Mike Esposito (11), April 30, 2002 vs. New Mexico State  
**A SUN DEVIL STRUCK OUT 15 OR MORE BATTERS IN A GAME:** Mike Esposito (17), March 29, 2002 vs. UW  
**AN OPPONENT PITCHER STRUCK OUT 10 OR MORE SUN DEVILS:** Rik Currier, USC, (11), April 28, 2000  
**THE SUN DEVIL PITCHING STAFF DID NOT WALK A BATTER:** Notre Dame, Feb. 23, 2003 at Packard Stadium  
**A SUN DEVIL PITCHER RECORDED 10 WINS IN A SEASON:** Andy Torres, 2001-present (10-3)  
**A SUN DEVIL PITCHER HIT THREE BATTERS IN A GAME:** Mark Sopko (3), January 16, 2003 at Hawai'i-Hilo

### Fielding Categories:

**THE SUN DEVILS HAD NO ERRORS IN A GAME:** Mar. 15, 2003 vs. Oklahoma (10-3 win at Packard Stadium)  
**THE SUN DEVILS COMMITTED FIVE ERRORS IN A GAME:** April 17, 2001 at New Mexico State (19-16 loss)  
**A SUN DEVIL COMMITTED THREE OR MORE ERRORS IN A GAME:** Joel Bocchi, Mar. 29, 2002 vs. Washington (3)  
**A SUN DEVIL HAD 15 OR MORE PUTOUTS IN A GAME:** Jeremy West, Apr. 12, 2002 at UCLA (Jackie Robinson Stadium)  
**A SUN DEVIL HAD 20 OR MORE PUTOUTS IN A GAME:** Jeff Phelps (21), March 6, 1999, vs. Stanford  
**A SUN DEVIL HAD EIGHT OR MORE ASSISTS IN A GAME:** Dennis Wyrick (SS), Feb. 6, 2000, vs. Florida State  
**THE SUN DEVILS TURNED FIVE DOUBLE PLAYS IN A GAME:** May 7, 1999, vs. Washington (Husky Ballpark)

### Scoring and Misc. Categories:

**THE SUN DEVILS RECORDED 20 OR MORE HITS:** 21, Mar. 7, 2003 vs. Southern Utah (19-0 win at Packard Stadium)  
**THE SUN DEVILS SCORED 20 OR MORE RUNS:** 24, January 26, 2003 vs. San Diego State (24-9 win at Packard Stadium)  
**THE SUN DEVILS SCORED 30 OR MORE RUNS:** 32, March 4, 2000, vs. Arizona (Packard Stadium)  
**THE SUN DEVILS SCORED 10 OR MORE RUNS IN AN INNING:** Portland, May 14, 2002 (14-2 win in 7 innings)  
**ASU SWEPT A THREE-GAME PAC-10 SERIES:** Oregon State; May 24-26, 2002 at Hohokam Park (13-7, 9-8, 5-2)  
**ASU WAS SWEPT IN A PAC-10 SERIES:** at UCLA, April 16-18, 1999 (11-10 L, 9-3 L, 8-6 L)  
**ASU WAS SWEPT IN A PAC-10 SERIES AT HOME:** vs. USC, March 27-29, 1997 at Packard Stadium (12-7 L, 15-4 L, 11-7 L)  
**THE SUN DEVILS PLAYED BACK-TO-BACK EXTRA-INNING GAMES:** March 22-23 vs. Stanford at Packard Stadium

